





# Supplementary File of “Constrained Multi-Objective Optimization With Deep Reinforcement Learning Assisted Operator Selection”

Fei Ming , Wenyin Gong , *Member, IEEE*, Ling Wang , *Member, IEEE*, and Yaochu Jin , *Fellow, IEEE*

This file is the supplementary file of “Constrained Multi-objective Optimization with Deep Reinforcement Learning Assisted Operator Selection”. It contains detailed explanations, experimental results, and discussions on these results. All experiments were conducted on PlatEMO [1].

## I. SUMMARY OF SYMBOLS

TABLE S-I  
SUMMARY OF IMPORTANT SYMBOLS USED IN THIS PAPER

Abbreviation	Full name
$\mathbf{x}$	decision vector
$f$	objective function
$\mathbf{F}$	objective function vector
$m$	number of the objective functions
$n$	dimension of the decision vector
$g$	inequality constraints
$h$	equality constraints
$\phi$	constraint violation degree of a constraint condition
$\phi = CV$	overall constraint violation
OS	operator selection method
EP	experience replay
$\mathcal{A}$	set of actions
$op$	operator
$\mathcal{P}$	population of evolutionary algorithm
$N$	population size
$\mathcal{S}$	set of states
$s$	state
$a$	action
$r$	reward
$t$	record for the EP
$\mathcal{EP}$	set of the EP
$g$	current generation index
$ms_{ep}$	maximum size of EP
$rs_{ep}$	required size of EP
$\mathcal{O}$	offspring set
$\mathcal{Q}$	deep Q network
$\mathcal{T}$	training data for $\mathcal{Q}$
$s_{tr}$	required smallest size of training data
$\epsilon$	possibility of greedy selection in OS

## II. MAIN DIFFICULTIES AND CHALLENGES OF BENCHMARKS

In this work, we adopted four very challenging CMOP benchmark test suites. Their main difficulties and challenges are summarized in Table S-II.

TABLE S-II  
MAIN DIFFICULTIES AND CHALLENGES OF THE  
SELECTED BENCHMARKS

Benchmark	Main difficulties and challenges
CF [2]	Linkages between decision variables
DAS-CMOP [3]	Convergence-hardness, diversity-hardness, feasibility-hardness
DoC [4]	Constraints in both objective and decision spaces
LIR-CMOP [5]	Large infeasible regions

## III. DETAILED INFORMATION ABOUT PERFORMANCE INDICATORS

IGD [6] represents the average distance from each reference point on the true constrained Pareto front (CPF) to the nearest solution. Suppose  $\mathcal{S}^*$  is a set of uniformly distributed points on CPF and  $\mathcal{S}$  is the solution set. Then IGD value is calculated by

$$IGD(\mathcal{S}^*, \mathcal{S}) = \frac{1}{|\mathcal{S}^*|} \sum_{a_i \in \mathcal{S}^*} \min_{z_j \in \mathcal{S}} d(a_i, z_j) \quad (1)$$

where  $d(a_i, z_j)$  is the Euclidean distance between  $a$  and  $z$ .

Since IGD is not Pareto compliant [7], researchers have developed an improved indicator named IGD+. In IGD+,  $d(a_i, z_j)$  is calculated by

$$d(a, z) = \sqrt{\sum_{k=1}^M (\max\{a_k - z_k, 0\})^2}. \quad (2)$$

A smaller IGD+ value indicates a better performance.

HV [8] measures the volume or hypervolume of the objective space enclosed by the obtained solution set and the predefined reference point  $\mathbf{z}^r$ , HV of the solution set  $\mathcal{S}$  can be formulated by

$$HV(\mathcal{S}) = \text{VOL}\left(\bigcup [z_1, z_1^r] \times \cdots \times [z_m, z_m^r]\right) \quad (3)$$

where VOL indicates the Lebesgue measure. A larger HV value indicates better performance obtained.

10000 uniformly distributed points were sampled on the true CPF for calculations of IGD+ according to [9]. As for

TABLE S-III  
DETAILED EVOLUTIONARY SETTINGS AND PARAMETER SETTINGS IN THIS WORK

Parameter	Meaning	Value
$N$	Population size	91
$E_{\max}$	Maximum function evaluations for DoC	200 000
	Maximum function evaluations for other benchmarks	100 000
$G_{\max}$	Maximum number of iterations	$E_{\max}/N$
$ms_{ep}$	Maximum size of EP	500
$rs_{ep}$	Required minimum size of EP	200
$str$	Size of training data	200
$\gamma$	Decay in DQL	1.00E-04
$\varepsilon$	Greedy threshold	0.95

TABLE S-IV  
DETAILED DESCRIPTION OF NAMES OF THE ALGORITHMS IN THE EXPERIMENTAL RESULTS IN THIS WORK

Name	Description
RandOS-XX	CMOEA using random operator selection
DRLOS-XX	CMOEA using DQL-assisted adaptive operator selection
DRLOS-XXep1	Variant for parameter analysis using 100 as $rs_{ep}$
DRLOS-XXep2	Variant for parameter analysis using 300 as $rs_{ep}$
DRLOS-XXg1	Variant for parameter analysis using 0.9 as greedy threshold $\varepsilon$
DRLOS-XXg2	Variant for parameter analysis using 0.98 as greedy threshold $\varepsilon$
DRLOS-EMCMO-Decay	Variant for parameter analysis of DQN using decay 2.00E-04
DRLOS-EMCMO-LearningRate	Variant for parameter analysis of DQN using learning rate 0.02
DRLOS-EMCMO-NumIte	Variant for parameter analysis of DQN using maximum iteration 100 000
DRLOS-EMCMO-NumNeu	Variant for parameter analysis of DQN using 50 neurons
DRLOS-EMCMO-Indi	Variant for ablation analysis using HV and Spacing indicators

HV, the objective values were first normalized, and then, (1.1, 1.1, ..., 1.1) was adopted as the reference point in the normalized objective space.

#### IV. DETAILED PARAMETER SETTINGS

We use 91 as the population size because if 100 is used, then some decomposition-based CMOEAs actually generate 91 solutions due to the method of generating reference vectors [10]. Therefore, 91 is used to conduct a fair comparison. DoC needs more function evaluations because the constraints in both objective and decision spaces are very hard to satisfy. All algorithms use the same function evaluations rather than the same number of iterations because some CMOEAs may consume more function evaluations in an iteration.

#### V. DETAILED DESCRIPTION OF NAMES OF THE METHODS IN THE EXPERIMENTAL RESULTS

The names of all methods involved in the experimental results of this work are described in Table S-IV.

#### REFERENCES

- [1] Y. Tian, R. Cheng, X. Zhang, and Y. Jin, "PlatEMO: A MATLAB platform for evolutionary multi-objective optimization," *IEEE Computational Intelligence Magazine*, vol. 12, pp. 73–87, 11, 2017.
- [2] Q. Zhang, A. Zhou, S. Zhao, P. Suganthan, W. Liu, and S. Tiwari, "Multiobjective optimization test instances for the cec 2009 special session and competition," *Mechanical Engineering*, p. 01, 2008.
- [3] Z. Fan, W. Li, X. Cai, H. Li, C. Wei, Q. Zhang, K. Deb, and E. Goodman, "Difficulty adjustable and scalable constrained multiobjective test problem toolkit," *Evolutionary Computation*, vol. 28, no. 3, pp. 339–378, 2020.
- [4] Z. Liu and Y. Wang, "Handling constrained multiobjective optimization problems with constraints in both the decision and objective spaces," *IEEE Trans. Evolutionary Computation*, vol. 23, no. 5, pp. 870–884, 2019.
- [5] Z. Fan, W. Li, X. Cai, H. Huang, Y. Fang, Y. Yugen, J. Mo, C. Wei, and E. Goodman, "An improved epsilon constraint-handling method in moea/d for cmops with large infeasible regions," *Soft Computing*, vol. 23, p. 12, 2019.
- [6] P. A. N. Bosman and D. Thierens, "The balance between proximity and diversity in multiobjective evolutionary algorithms," *IEEE Trans. Evolutionary Computation*, vol. 7, no. 2, pp. 174–188, 2003.
- [7] H. Ishibuchi, R. Imada, N. Masuyama, and Y. Nojima, "Comparison of hypervolume, igd and igd+ from the viewpoint of optimal distributions of solutions," in *Evolutionary Multi-Criterion Optimization*, 01 2019, pp. 332–345.
- [8] E. Zitzler and L. Thiele, "Multiobjective evolutionary algorithms: a comparative case study and the strength pareto approach," *IEEE Trans. Evolutionary Computation*, vol. 3, no. 4, pp. 257–271, 1999.
- [9] Y. Tian, T. Zhang, J. Xiao, X. Zhang, and Y. Jin, "A coevolutionary framework for constrained multiobjective optimization problems," *IEEE Trans. Evolutionary Computation*, vol. 25, no. 1, pp. 102–116, 2021.
- [10] K. Deb and H. Jain, "An evolutionary many-objective optimization algorithm using reference-point-based nondominated sorting approach, part i: Solving problems with box constraints," *IEEE Trans. Evolutionary Computation*, vol. 18, no. 4, pp. 577–601, 2014.

TABLE S-V  
 STATISTICAL RESULTS OF HV OBTAINED BY CMOEVA WITH ORIGINAL, RANDOM, AND DRL-ASSISTED ADAPTIVE SELECTION OPERATOR ON CF BENCHMARK PROBLEMS. THE BEST RESULT IN EACH ROW IS HIGHLIGHTED

Prob-lem	CCMO	RandOS-CCMO	DRLOS-CCMO	MOEADDAE	RandOS-MOEADDAE	DRLOS-MOEADDAE	EMCMO	RandOS-EMCMO	DRLOS-EMCMO	PPS	RandOS-PPS	DRLOS-PPS
CF1	5.5709e-1 (1.03e-3)	5.6279e-1 (5.36e-4)	5.6333e-1 (4.50e-4)	5.5982e-1 (2.70e-3)	5.5912e-1 (3.46e-3)	5.5940e-1 (3.40e-3)	5.5717e-1 (1.11e-3)	5.6282e-1 (4.65e-4)	5.6343e-1 (4.18e-4)	5.6205e-1 (1.11e-3)	5.5462e-1 (1.79e-3)	5.5141e-1 (2.83e-3)
CF2	6.2777e-1 (2.12e-2)	6.6988e-1 (4.65e-3)	6.7309e-1 (1.88e-3)	6.0008e-1 (3.09e-2)	6.2442e-1 (2.99e-2)	6.1770e-1 (5.18e-2)	6.3155e-1 (2.25e-2)	6.6667e-1 (4.94e-3)	6.7170e-1 (3.41e-3)	6.7455e-1 (2.11e-3)	6.7340e-1 (3.68e-3)	6.7513e-1 (2.70e-3)
CF3	1.6293e-1 (4.33e-2)	1.8706e-1 (5.18e-2)	2.1030e-1 (5.76e-2)	1.5613e-1 (5.23e-2)	1.6179e-1 (5.44e-2)	1.5111e-1 (5.15e-2)	1.8550e-1 (4.17e-2)	1.7695e-1 (4.28e-2)	2.0158e-1 (4.98e-2)	1.7036e-1 (5.33e-2)	1.7237e-1 (4.98e-2)	1.8023e-1 (5.01e-2)
CF4	4.1551e-1 (3.98e-2)	4.6955e-1 (1.32e-2)	4.8483e-1 (1.28e-2)	3.6572e-1 (4.35e-2)	4.0530e-1 (5.64e-2)	4.0961e-1 (5.13e-2)	4.1681e-1 (3.93e-2)	4.6602e-1 (1.20e-2)	4.7513e-1 (1.12e-2)	4.5863e-1 (3.60e-2)	4.4028e-1 (5.93e-2)	4.5494e-1 (4.37e-2)
CF5	2.6378e-1 (7.06e-2)	3.2222e-1 (9.57e-2)	3.1494e-1 (7.42e-2)	2.7065e-1 (6.53e-2)	2.7235e-1 (8.98e-2)	2.7342e-1 (5.30e-2)	2.7355e-1 (7.26e-2)	2.7028e-1 (8.38e-2)	3.3080e-1 (8.71e-2)	3.1083e-1 (5.59e-2)	2.9860e-1 (8.03e-2)	2.9866e-1 (6.83e-2)
CF6	6.5208e-1 (1.36e-2)	6.8301e-1 (6.20e-3)	6.7057e-1 (5.86e-3)	6.3720e-1 (2.65e-2)	6.5149e-1 (4.81e-2)	6.7018e-1 (8.62e-3)	6.5277e-1 (1.56e-2)	6.6268e-1 (8.12e-3)	6.6654e-1 (6.98e-3)	6.4460e-1 (1.09e-2)	6.5041e-1 (1.34e-2)	6.5293e-1 (1.44e-2)
CF7	4.2697e-1 (1.20e-1)	5.0007e-1 (1.11e-1)	4.8910e-1 (1.01e-1)	3.7857e-1 (1.08e-1)	3.9422e-1 (9.92e-2)	4.0649e-1 (1.24e-1)	4.5217e-1 (9.58e-2)	4.8848e-1 (1.01e-1)	4.9553e-1 (1.21e-1)	4.2017e-1 (8.94e-2)	3.7735e-1 (1.08e-1)	4.0432e-1 (1.07e-1)
CF8	3.1312e-1 (6.65e-2)	3.1345e-1 (2.37e-2)	3.0556e-1 (2.74e-2)	3.6617e-1 (9.70e-2)	4.0030e-1 (4.05e-2)	4.0312e-1 (5.99e-2)	2.6765e-1 (7.80e-2)	2.9618e-1 (2.85e-2)	2.9023e-1 (2.70e-2)	2.7493e-1 (3.64e-2)	3.7120e-1 (1.91e-2)	3.7286e-1 (2.08e-2)
CF9	4.1521e-1 (3.55e-2)	4.0543e-1 (1.54e-2)	4.0291e-1 (1.59e-2)	4.4558e-1 (2.06e-2)	4.5191e-1 (2.21e-2)	4.5692e-1 (6.15e-3)	4.1209e-1 (1.59e-2)	3.9553e-1 (1.49e-2)	3.9006e-1 (2.07e-2)	4.0850e-1 (2.26e-2)	4.5454e-1 (1.42e-2)	4.5425e-1 (1.36e-2)
CF10	1.4903e-1 (4.78e-2)	1.5627e-1 (4.71e-2)	1.6093e-1 (5.26e-2)	1.5987e-1 (7.38e-2)	2.7809e-1 (7.71e-2)	2.6128e-1 (8.97e-2)	1.5343e-1 (4.29e-2)	1.5016e-1 (4.73e-2)	1.4939e-1 (5.13e-2)	1.4661e-1 (3.88e-2)	2.2431e-1 (8.32e-2)	2.5890e-1 (7.19e-2)
+/-/=	2/7/1	0/4/6	0/6/4	0/6/4	0/1/9	1/6/3	0/6/4	0/6/4	1/4/5	1/1/8		

TABLE S-VI  
 STATISTICAL RESULTS OF IGD+ OBTAINED BY CMOEVA WITH ORIGINAL, RANDOM, AND DRL-ASSISTED ADAPTIVE SELECTION OPERATOR ON CF BENCHMARK PROBLEMS. THE BEST RESULT IN EACH ROW IS HIGHLIGHTED

Prob-lem	CCMO	RandOS-CCMO	DRLOS-CCMO	MOEADDAE	RandOS-MOEADDAE	DRLOS-MOEADDAE	EMCMO	RandOS-EMCMO	DRLOS-EMCMO	PPS	RandOS-PPS	DRLOS-PPS
CF1	7.1865e-3 (7.79e-4)	2.7246e-3 (4.44e-4)	2.2811e-3 (3.70e-4)	4.5866e-3 (2.02e-3)	5.3053e-3 (2.74e-3)	5.0790e-3 (2.70e-3)	7.1196e-3 (8.68e-4)	2.6965e-3 (3.85e-4)	2.1957e-3 (3.45e-4)	3.3366e-3 (9.13e-4)	9.4685e-3 (1.51e-3)	1.2193e-2 (2.35e-3)
CF2	3.1565e-2 (1.03e-2)	8.1888e-3 (3.55e-3)	6.3466e-3 (1.96e-3)	5.1545e-2 (3.12e-2)	2.3258e-2 (1.37e-2)	2.5583e-2 (2.75e-2)	3.1454e-2 (1.15e-2)	1.0472e-2 (3.40e-3)	6.7650e-3 (2.69e-3)	3.8481e-3 (3.17e-4)	4.4865e-3 (7.22e-4)	3.7240e-3 (5.11e-4)
CF3	2.4434e-1 (4.21e-2)	1.9008e-1 (6.60e-2)	1.7704e-1 (7.03e-2)	2.7391e-1 (1.21e-1)	2.7229e-1 (1.50e-1)	3.0487e-1 (1.39e-1)	2.0796e-1 (4.19e-2)	2.1335e-1 (4.52e-2)	1.8764e-1 (6.02e-2)	2.7282e-1 (1.36e-1)	2.5465e-1 (1.16e-1)	2.6365e-1 (1.39e-1)
CF4	7.8297e-2 (2.78e-2)	4.3667e-2 (8.57e-3)	3.3520e-2 (8.10e-3)	1.2675e-1 (4.04e-2)	9.8198e-2 (5.72e-2)	9.3645e-2 (4.90e-2)	7.7527e-2 (2.86e-2)	4.6381e-2 (7.75e-3)	4.0393e-2 (7.07e-3)	5.5646e-2 (2.99e-2)	7.1547e-2 (5.99e-2)	5.9749e-2 (3.73e-2)
CF5	2.4225e-1 (9.01e-2)	1.7469e-1 (1.01e-1)	1.8182e-1 (8.01e-2)	2.3057e-1 (8.05e-2)	2.3479e-1 (1.14e-1)	2.3798e-1 (9.50e-2)	2.2236e-1 (9.50e-2)	2.2511e-1 (9.19e-2)	1.6987e-1 (9.96e-2)	1.9452e-1 (6.69e-2)	2.0927e-1 (1.01e-1)	2.1211e-1 (7.99e-2)
CF6	3.6676e-2 (1.31e-2)	2.6446e-2 (4.16e-3)	2.4233e-2 (3.99e-3)	5.1914e-2 (2.75e-2)	3.6013e-2 (2.99e-2)	2.2752e-2 (7.15e-3)	3.6568e-2 (1.48e-2)	3.1550e-2 (6.05e-3)	2.8311e-2 (5.73e-3)	4.5791e-2 (1.02e-2)	4.0368e-2 (1.26e-2)	3.8197e-2 (1.33e-2)
CF7	2.1610e-1 (1.36e-1)	1.4830e-1 (1.12e-1)	1.5000e-1 (9.75e-2)	2.3603e-1 (1.27e-1)	2.2140e-1 (9.04e-2)	2.0546e-1 (1.19e-1)	1.9053e-1 (1.13e-1)	1.5353e-1 (1.01e-1)	1.4147e-1 (1.10e-1)	1.9106e-1 (7.14e-2)	2.2493e-1 (9.47e-2)	2.0739e-1 (9.18e-2)
CF8	1.4565e-1 (5.29e-2)	1.4828e-1 (1.67e-2)	1.5084e-1 (2.12e-2)	3.5670e-1 (1.31e-0)	1.0035e-1 (3.37e-2)	9.9690e-2 (4.83e-2)	1.6732e-1 (6.12e-2)	1.6585e-1 (2.41e-2)	1.6727e-1 (2.80e-2)	1.7127e-1 (5.13e-2)	1.0934e-1 (9.57e-3)	1.1099e-1 (1.06e-2)
CF9	6.8180e-2 (1.62e-2)	7.751e-2 (8.84e-3)	7.7920e-2 (1.03e-2)	5.1901e-2 (9.28e-3)	4.7981e-2 (9.54e-3)	4.6378e-2 (2.88e-3)	7.0088e-2 (7.44e-3)	8.2605e-2 (8.39e-3)	8.4547e-2 (1.32e-2)	8.3803e-2 (1.61e-2)	5.2585e-2 (7.17e-3)	5.386e-2 (9.90e-3)
CF10	2.9596e-1 (1.23e-1)	2.7028e-1 (7.78e-2)	2.7362e-1 (6.37e-2)	3.1289e-1 (1.25e-1)	1.6197e-1 (1.19e-1)	1.9639e-1 (1.44e-1)	2.6433e-1 (6.85e-2)	2.7371e-1 (9.48e-2)	2.6734e-1 (7.38e-2)	3.6516e-1 (8.87e-2)	2.3170e-1 (1.31e-1)	1.9201e-1 (1.13e-1)
+/-/=	2/7/1	0/4/6	0/6/4	0/6/4	1/1/8	1/6/3	0/6/4	0/6/4	1/5/4	1/1/8		

TABLE S-VII  
 STATISTICAL RESULTS OF HV OBTAINED BY CMOEa WITH ORIGINAL, RANDOM, AND DRL-ASSISTED ADAPTIVE SELECTION OPERATOR ON DAS-CMOP BENCHMARK PROBLEMS. THE BEST RESULT IN EACH ROW IS HIGHLIGHTED

Prob-lem	CCMO	RandOS-CCMO	DRLOS-CCMO	MOEADDAE	RandOS-MOEADDAE	DRLOS-MOEADDAE	EMCMO	RandOS-EMCMO	DRLOS-EMCMO	PPS	RandOS-PPS	DRLOS-PPS
DASC-MOP1	1.2925e-2 (1.55e-2)	2.1081e-1 (9.59e-4)	<b>2.1129e-1</b> (8.92e-4)	2.0338e-2 (2.66e-2)	1.6910e-1 (4.62e-3)	1.7117e-1 (2.64e-3)	1.0425e-2 (1.55e-2)	2.1091e-1 (1.09e-3)	<b>2.1122e-1</b> (7.81e-4)	1.7167e-1 (5.31e-2)	1.0796e-1 (8.15e-2)	<b>1.7781e-1</b> (5.19e-2)
DASC-MOP2	2.5757e-1 (3.39e-3)	3.5380e-1 (3.40e-4)	<b>3.5432e-1</b> (2.42e-4)	2.8450e-1 (1.68e-2)	3.0548e-1 (1.94e-2)	3.1747e-1 (2.65e-2)	2.5742e-1 (1.89e-3)	3.5341e-1 (1.01e-3)	<b>3.5405e-1</b> (2.67e-4)	3.4839e-1 (1.91e-2)	3.2582e-1 (3.27e-2)	<b>3.5398e-1</b> (4.37e-3)
DASC-MOP3	2.1449e-1 (1.46e-2)	3.0902e-1 (3.93e-3)	<b>3.1042e-1</b> (1.00e-3)	2.0340e-1 (4.87e-2)	2.0811e-1 (1.77e-2)	2.2991e-1 (2.48e-2)	2.1098e-1 (9.57e-3)	3.0742e-1 (4.76e-3)	<b>3.0910e-1</b> (2.89e-3)	<b>2.3137e-1</b> (4.20e-2)	2.1214e-1 (1.88e-2)	2.1174e-1 (9.34e-3)
DASC-MOP4	<b>2.0028e-1</b> (4.11e-3)	1.0031e-1 (7.35e-2)	1.5188e-1 (6.24e-2)	2.0172e-1 (5.48e-3)	1.5313e-1 (5.20e-2)	<b>2.0230e-1</b> (4.32e-3)	<b>2.0082e-1</b> (4.31e-3)	1.4128e-1 (6.05e-2)	1.7883e-1 (4.36e-2)	9.6586e-2 (7.18e-2)	1.4058e-1 (5.92e-2)	<b>1.8867e-1</b> (2.62e-2)
DASC-MOP5	3.5119e-1 (2.65e-4)	2.5076e-1 (1.22e-1)	3.1731e-1 (5.25e-2)	3.4690e-1 (2.98e-3)	3.2159e-1 (6.31e-2)	3.4813e-1 (2.84e-3)	3.5082e-1 (2.09e-3)	2.5687e-1 (1.05e-1)	3.4533e-1 (1.26e-2)	2.3060e-1 (1.47e-1)	3.0166e-1 (8.89e-2)	<b>3.5005e-1</b> (2.90e-3)
DASC-MOP6	2.9359e-1 (2.37e-2)	1.6273e-1 (1.18e-1)	2.4675e-1 (9.47e-2)	2.9055e-1 (2.53e-2)	2.5751e-1 (9.54e-2)	<b>3.0820e-1</b> (9.23e-3)	<b>3.0522e-1</b> (1.09e-2)	2.1147e-1 (1.21e-1)	2.9414e-1 (3.54e-2)	<b>1.2245e-1</b> (1.33e-1)	8.3274e-2 (1.12e-1)	7.8552e-2 (1.13e-1)
DASC-MOP7	2.8819e-1 (4.58e-4)	1.5368e-1 (8.75e-2)	2.4177e-1 (7.17e-2)	<b>2.8424e-1</b> (2.07e-3)	2.8192e-1 (1.98e-3)	2.8414e-1 (1.75e-3)	<b>2.8821e-1</b> (5.47e-4)	1.6626e-1 (7.41e-2)	2.3065e-1 (6.40e-2)	1.4912e-1 (1.00e-1)	2.8297e-1 (2.01e-3)	<b>2.8378e-1</b> (7.33e-4)
DASC-MOP8	2.0699e-1 (7.14e-4)	1.2633e-1 (8.68e-2)	1.6314e-1 (5.34e-2)	2.0139e-1 (6.91e-3)	1.9461e-1 (9.24e-3)	<b>2.0279e-1</b> (3.26e-3)	2.0698e-1 (8.07e-4)	1.2107e-1 (8.14e-2)	1.9030e-1 (2.98e-2)	1.4130e-1 (7.07e-2)	<b>2.0231e-1</b> (9.51e-4)	2.0223e-1 (1.06e-3)
DASC-MOP9	1.2574e-1 (1.45e-2)	2.0436e-1 (5.41e-4)	<b>2.0480e-1</b> (4.20e-4)	9.3713e-2 (4.16e-2)	<b>1.6818e-1</b> (5.28e-2)	1.2851e-1 (4.49e-2)	1.2964e-1 (1.18e-2)	2.0437e-1 (3.80e-4)	<b>2.0477e-1</b> (4.38e-4)	1.5581e-1 (3.76e-2)	<b>1.6923e-1</b> (2.52e-2)	1.5384e-1 (4.20e-2)
+/-/=	4/4/1	0/6/3	0/6/3	1/7/1	1/7/1	4/4/1	0/7/2	0/5/4	0/4/5	0/4/5	0/4/5	0/4/5

TABLE S-VIII  
 STATISTICAL RESULTS OF IGD+ OBTAINED BY CMOEa WITH ORIGINAL, RANDOM, AND DRL-ASSISTED ADAPTIVE SELECTION OPERATOR ON DAS-CMOP BENCHMARK PROBLEMS. THE BEST RESULT IN EACH ROW IS HIGHLIGHTED

Prob-lem	CCMO	RandOS-CCMO	DRLOS-CCMO	MOEADDAE	RandOS-MOEADDAE	DRLOS-MOEADDAE	EMCMO	RandOS-EMCMO	DRLOS-EMCMO	PPS	RandOS-PPS	DRLOS-PPS
DASC-MOP1	6.9977e-1 (6.90e-2)	2.8477e-3 (3.24e-4)	<b>2.6347e-3</b> (8.06e-4)	6.7266e-1 (1.10e-1)	1.6136e-1 (4.60e-3)	<b>1.5920e-1</b> (3.90e-3)	7.1348e-1 (6.71e-2)	2.8130e-3 (3.50e-4)	<b>2.5278e-3</b> (2.52e-4)	1.4286e-1 (1.80e-1)	3.6636e-1 (2.82e-1)	<b>1.1914e-1</b> (1.80e-1)
DASC-MOP2	1.4128e-1 (6.25e-3)	4.8794e-3 (3.67e-4)	<b>4.3054e-3</b> (2.53e-4)	1.2833e-1 (2.07e-2)	4.5790e-2 (2.47e-2)	<b>3.7001e-2</b> (3.04e-2)	1.4199e-1 (7.81e-3)	5.1463e-3 (8.45e-4)	<b>4.5000e-3</b> (2.92e-4)	1.3523e-2 (2.84e-2)	4.4102e-2 (4.81e-2)	<b>4.4246e-3</b> (2.16e-3)
DASC-MOP3	1.8187e-1 (2.53e-2)	8.2956e-3 (3.36e-3)	<b>6.8896e-3</b> (8.38e-4)	2.2118e-1 (1.22e-1)	1.9280e-1 (3.42e-2)	<b>1.5792e-1</b> (4.59e-2)	1.8881e-1 (1.93e-2)	1.0081e-2 (4.39e-3)	<b>9.2764e-3</b> (5.89e-3)	<b>1.5008e-1</b> (7.48e-2)	1.8622e-1 (3.52e-2)	1.8414e-1 (1.66e-2)
DASC-MOP4	<b>1.4620e-3</b> (8.66e-4)	2.7860e-1 (2.73e-1)	1.1334e-1 (1.76e-1)	2.1711e-3 (3.45e-3)	1.6809e-1 (1.54e-1)	<b>1.5892e-3</b> (1.96e-3)	<b>1.5146e-3</b> (1.18e-3)	1.4013e-1 (1.56e-1)	4.5370e-2 (1.05e-1)	3.2329e-1 (2.40e-1)	1.6776e-1 (1.61e-1)	<b>4.3946e-2</b> (8.43e-2)
DASC-MOP5	<b>2.0323e-3</b> (2.23e-4)	1.8053e-1 (2.32e-1)	5.3014e-2 (8.29e-2)	6.5895e-3 (2.90e-3)	4.2787e-2 (1.00e-1)	<b>5.3318e-3</b> (2.65e-3)	<b>2.5769e-3</b> (2.55e-3)	1.6992e-1 (2.32e-1)	9.7416e-3 (1.92e-2)	2.5370e-1 (3.22e-1)	8.3726e-2 (1.64e-1)	<b>4.2004e-3</b> (3.50e-3)
DASC-MOP6	<b>3.3181e-2</b> (4.03e-2)	3.4449e-1 (3.14e-1)	1.3004e-1 (1.85e-1)	3.8709e-2 (4.65e-2)	1.3661e-1 (2.55e-1)	<b>1.2580e-2</b> (1.54e-1)	<b>1.3926e-2</b> (1.54e-1)	2.0354e-1 (2.44e-1)	3.8780e-2 (7.10e-2)	<b>4.5814e-1</b> (3.38e-1)	5.3659e-1 (2.95e-1)	5.552e-1 (3.01e-1)
DASC-MOP7	<b>2.3442e-2</b> (1.06e-3)	3.6071e-1 (2.89e-1)	1.3052e-1 (1.84e-1)	3.2294e-2 (4.44e-3)	3.6205e-2 (4.35e-3)	<b>3.2002e-2</b> (3.71e-3)	<b>2.3856e-2</b> (1.30e-3)	3.0014e-1 (1.95e-1)	1.4519e-1 (1.45e-1)	3.7098e-1 (2.85e-1)	3.9280e-2 (5.87e-3)	<b>3.6732e-2</b> (2.29e-3)
DASC-MOP8	<b>1.8561e-2</b> (1.02e-3)	2.4569e-1 (2.96e-1)	9.6590e-2 (1.02e-1)	3.0085e-2 (1.65e-2)	3.8050e-2 (1.36e-2)	<b>2.6790e-2</b> (4.78e-3)	<b>1.9026e-2</b> (1.67e-3)	2.0824e-1 (2.04e-1)	4.6088e-2 (5.16e-2)	1.8010e-1 (2.15e-1)	<b>2.6799e-2</b> (1.55e-3)	2.6822e-2 (1.48e-3)
DASC-MOP9	2.4232e-1 (4.68e-2)	2.2330e-2 (9.76e-4)	<b>2.1548e-2</b> (7.80e-4)	3.5752e-1 (1.48e-1)	<b>1.2483e-1</b> (1.70e-1)	2.4978e-1 (1.49e-1)	2.3865e-1 (3.91e-2)	2.2214e-2 (8.82e-4)	<b>2.1323e-2</b> (1.10e-3)	1.5300e-1 (1.22e-1)	<b>1.0529e-1</b> (8.58e-2)	1.5930e-1 (1.43e-1)
+/-/=	4/4/1	0/7/2	0/6/3	1/7/1	1/7/1	4/4/1	0/7/2	0/5/4	0/4/5	0/4/5	0/4/5	0/4/5

TABLE S-IX  
 STATISTICAL RESULTS OF HV OBTAINED BY CMOEAWITH ORIGINAL, RANDOM, AND DRL-ASSISTED ADAPTIVE SELECTION OPERATOR ON DOC BENCHMARK PROBLEMS. THE BEST RESULT IN EACH ROW IS HIGHLIGHTED

Prob-lem	CCMO	RandOS-CCMO	DRLOS-CCMO	MOEADDAE	RandOS-MOEADDAE	DRLOS-MOEADDAE	EMCMO	RandOS-EMCMO	DRLOS-EMCMO	PPS	RandOS-PPS	DRLOS-PPS
DOC1	7.0504e-4 (3.86e-3)	3.3382e-1 (6.31e-2)	3.4576e-1 (4.36e-4)	2.0505e-1 (4.98e-2)	2.2161e-1 (5.34e-2)	2.1717e-1 (4.42e-2)	3.4123e-3 (1.87e-2)	3.4505e-1 (9.15e-4)	3.4550e-1 (5.73e-4)	2.9287e-1 (2.91e-2)	2.6978e-1 (3.02e-2)	2.8345e-1 (3.49e-2)
DOC2	NaN (NaN)	4.6490e-1 (1.76e-1)	5.1686e-1 (1.32e-1)	NaN (NaN)	NaN (NaN)	NaN (NaN)	NaN (NaN)	5.3228e-1 (1.13e-1)	5.7595e-1 (7.72e-2)	4.7779e-1 (8.39e-2)	2.1990e-1 (9.71e-2)	3.4609e-1 (1.27e-1)
DOC3	0.0000e+0 (0.00e+0)	0.0000e+0 (0.00e+0)	1.9884e-2 (6.11e-2)	NaN (NaN)	NaN (NaN)	NaN (NaN)	0.0000e+0 (0.00e+0)	7.6400e-3 (2.97e-2)	9.1084e-3 (3.06e-2)	0.0000e+0 (0.00e+0)	0.0000e+0 (0.00e+0)	0.0000e+0 (0.00e+0)
DOC4	4.1710e-2 (8.89e-2)	5.1560e-1 (1.15e-2)	5.1928e-1 (1.37e-2)	2.6124e-2 (6.88e-2)	9.8005e-2 (1.30e-1)	5.8476e-2 (1.05e-1)	1.1764e-1 (1.41e-1)	5.1105e-1 (3.02e-2)	5.1684e-1 (4.06e-2)	2.2918e-1 (6.97e-2)	2.0586e-1 (4.39e-2)	2.2468e-1 (5.77e-2)
DOC5	NaN (NaN)	3.3732e-1 (1.99e-1)	3.9768e-1 (1.38e-1)	NaN (NaN)	NaN (NaN)	NaN (NaN)	NaN (NaN)	4.0362e-1 (1.40e-1)	3.8120e-1 (1.79e-1)	1.5064e-1 (1.49e-1)	7.8485e-2 (1.26e-1)	9.8382e-2 (1.16e-1)
DOC6	1.5120e-2 (3.40e-2)	4.7393e-1 (9.72e-2)	5.1129e-1 (1.80e-2)	0.0000e+0 (0.00e+0)	3.5404e-3 (1.37e-2)	4.1556e-3 (1.72e-2)	2.4716e-2 (8.78e-2)	4.7839e-1 (7.92e-2)	5.0181e-1 (4.65e-2)	1.6557e-1 (3.91e-2)	1.8713e-1 (1.10e-1)	2.1140e-1 (1.20e-1)
DOC7	0.0000e+0 (0.00e+0)	3.3541e-1 (1.85e-1)	2.5829e-1 (2.29e-1)	0.0000e+0 (0.00e+0)	3.7105e-3 (1.93e-2)	0.0000e+0 (0.00e+0)	0.0000e+0 (0.00e+0)	3.6718e-1 (1.92e-1)	3.9080e-1 (1.88e-1)	5.6818e-2 (8.59e-2)	1.0804e-2 (1.69e-2)	6.1536e-3 (8.58e-3)
DOC8	0.0000e+0 (0.00e+0)	4.2625e-1 (1.39e-1)	5.8168e-1 (1.00e-1)	0.0000e+0 (0.00e+0)	0.0000e+0 (0.00e+0)	0.0000e+0 (0.00e+0)	0.0000e+0 (0.00e+0)	4.0379e-1 (1.67e-1)	5.2609e-1 (1.17e-1)	0.0000e+0 (0.00e+0)	0.0000e+0 (0.00e+0)	0.0000e+0 (0.00e+0)
DOC9	NaN (NaN)	NaN (NaN)	NaN (NaN)	0.0000e+0 (0.00e+0)	NaN (NaN)	0.0000e+0 (0.00e+0)	NaN (NaN)	NaN (NaN)	NaN (NaN)	0.0000e+0 (0.00e+0)	NaN (NaN)	NaN (NaN)
+/-/=	0/5/1	0/4/4	0/0/6	0/0/5	0/0/5	0/5/1	0/3/5	1/0/7	0/0/8			

TABLE S-X  
 STATISTICAL RESULTS OF IGD+ OBTAINED BY CMOEAWITH ORIGINAL, RANDOM, AND DRL-ASSISTED ADAPTIVE SELECTION OPERATOR ON DOC BENCHMARK PROBLEMS. THE BEST RESULT IN EACH ROW IS HIGHLIGHTED

Prob-lem	CCMO	RandOS-CCMO	DRLOS-CCMO	MOEADDAE	RandOS-MOEADDAE	DRLOS-MOEADDAE	EMCMO	RandOS-EMCMO	DRLOS-EMCMO	PPS	RandOS-PPS	DRLOS-PPS
DOC1	6.6184e+0 (3.87e+0)	4.4521e-1 (2.42e+0)	2.6149e-3 (1.48e-4)	1.0015e-1 (1.30e-1)	1.3603e-1 (1.05e-1)	9.0927e-2 (7.58e-2)	5.3289e+0 (3.82e+0)	2.8085e-3 (2.84e-4)	2.6377e-3 (1.82e-4)	5.0873e-2 (3.41e-2)	7.0321e-2 (4.94e-2)	6.7505e-2 (5.93e-2)
DOC2	NaN (NaN)	1.4300e-1 (1.60e-1)	9.8726e-2 (1.24e-1)	NaN (NaN)	NaN (NaN)	NaN (NaN)	NaN (NaN)	8.3075e-2 (1.06e-1)	4.3113e-2 (7.17e-2)	1.0818e-1 (7.22e-2)	3.5269e-1 (1.00e-1)	2.2576e-1 (1.30e-1)
DOC3	6.8577e+2 (2.30e+2)	5.2696e+2 (4.59e+2)	4.4296e+2 (4.68e+2)	NaN (NaN)	NaN (NaN)	NaN (NaN)	6.8897e+2 (2.03e+2)	6.1584e+2 (4.74e+2)	6.0270e+2 (4.85e+2)	2.5800e+2 (1.61e+2)	1.9159e+2 (2.06e+2)	1.7225e+2 (1.63e+2)
DOC4	1.6459e+0 (1.68e+0)	4.1157e-2 (1.04e-2)	3.7856e-2 (1.22e-2)	1.6115e+0 (8.01e-1)	7.6485e-1 (4.47e-1)	1.0128e+0 (5.73e-1)	8.8212e-1 (6.86e-1)	4.5698e-2 (2.98e-2)	4.1216e-2 (4.26e-2)	3.1630e-1 (8.21e-2)	3.3357e-1 (5.86e-2)	3.0175e-1 (6.70e-2)
DOC5	NaN (NaN)	3.0785e+1 (5.71e+1)	1.1949e+1 (3.93e+1)	NaN (NaN)	NaN (NaN)	NaN (NaN)	NaN (NaN)	1.3120e+1 (4.02e+1)	2.1808e+1 (5.00e+1)	1.2361e+1 (3.94e+1)	3.9165e+1 (6.82e+1)	1.7248e+1 (5.25e+1)
DOC6	2.1422e+0 (2.36e+0)	3.1628e-2 (8.68e-2)	3.9238e-3 (3.95e-3)	2.3125e+0 (7.27e-1)	1.5639e+0 (6.27e-1)	2.2171e+0 (1.04e+0)	2.0565e+0 (1.59e+0)	2.5473e-2 (6.48e-2)	9.4061e-3 (3.24e-2)	5.11163e-1 (7.34e-2)	7.023e-1 (1.79e-1)	3.6204e-1 (1.85e-1)
DOC7	6.1113e+0 (2.41e+0)	2.3945e-1 (4.73e-1)	5.1921e-1 (7.93e-1)	3.6243e+0 (1.69e+0)	2.8120e+0 (1.82e+0)	3.5655e+0 (2.53e+0)	5.6632e+0 (1.78e+0)	1.7519e-1 (2.97e-1)	1.4072e-1 (2.67e-1)	5.8292e-1 (1.71e-1)	7.0211e-1 (1.23e-1)	7.6541e-1 (2.05e-1)
DOC8	8.0405e+1 (5.09e+1)	1.6401e-1 (4.27e-1)	2.2857e-1 (7.67e-2)	1.3035e+2 (8.85e+1)	9.1713e+2 (1.02e+2)	1.1700e+2 (8.66e+1)	5.9085e+1 (4.83e+1)	4.1417e-1 (3.13e-1)	2.7264e-1 (8.88e-2)	1.1702e+2 (4.24e+1)	1.0091e+2 (3.18e+1)	9.8266e+1 (3.26e+1)
DOC9	1.4050e-1 (1.17e-1)	6.6689e-2 (4.37e-2)	7.5523e-2 (5.93e-2)	1.2136e-1 (1.16e-1)	9.1770e-2 (8.22e-2)	1.0490e-1 (1.10e-1)	1.0830e-1 (1.01e-1)	5.4080e-2 (9.86e-3)	5.0283e-2 (9.22e-3)	2.9157e-1 (2.19e-2)	2.7328e-1 (2.29e-2)	2.6181e-1 (2.13e-2)
+/-/=	0/6/1	0/2/7	0/1/5	0/5/2	1/0/5	0/5/4	0/5/2	0/5/4	1/2/6	0/1/8		

TABLE S-XI  
 STATISTICAL RESULTS OF HV OBTAINED BY CMOEa WITH ORIGINAL, RANDOM, AND DRL-ASSISTED ADAPTIVE SELECTION OPERATOR ON LIR-CMOP BENCHMARK PROBLEMS. THE BEST RESULT IN EACH ROW IS HIGHLIGHTED

Problem	CCMO	RandOS-CCMO	DRLOS-CCMO	MOEADDAE	RandOS-MOEADDAE	DRLOS-MOEADDAE	EMCMO	RandOS-EMCMO	DRLOS-EMCMO	PPS	RandOS-PPS	DRLOS-PPS
LIRC-MOP1	1.214e-1	1.3372e-1	1.4116e-1	1.5316e-1	1.7453e-1	1.8646e-1	1.3084e-1	1.3745e-1	1.4210e-1	2.1855e-1	2.0182e-1	2.0604e-1
	(1.74e-2)	(1.88e-2)	(2.14e-2)	(1.71e-2)	(1.55e-2)	(9.22e-3)	(1.76e-2)	(2.12e-2)	(1.90e-2)	(1.99e-2)	(2.09e-2)	(2.16e-2)
LIRC-MOP2	2.3503e-1	2.6857e-1	2.7618e-1	2.8333e-1	2.5796e-1	2.7347e-1	2.4088e-1	2.6052e-1	2.6388e-1	3.4333e-1	3.2759e-1	3.3468e-1
	(1.99e-2)	(2.73e-2)	(2.83e-2)	(9.69e-3)	(2.33e-2)	(2.65e-2)	(1.78e-2)	(2.43e-2)	(2.75e-2)	(2.25e-2)	(2.71e-2)	(2.30e-2)
LIRC-MOP3	1.0981e-1	1.2001e-1	1.1784e-1	1.3999e-1	1.4645e-1	1.5824e-1	1.0769e-1	1.2463e-1	1.1822e-1	1.7058e-1	1.5609e-1	1.7237e-1
	(1.44e-2)	(2.10e-2)	(2.04e-2)	(1.34e-2)	(1.41e-2)	(1.51e-2)	(1.45e-2)	(1.59e-2)	(1.61e-2)	(2.83e-2)	(2.99e-2)	(2.83e-2)
LIRC-MOP4	2.0054e-1	2.1777e-1	2.1190e-1	2.3008e-1	2.1979e-1	2.3061e-1	2.0198e-1	2.1707e-1	2.1807e-1	2.7685e-1	2.6385e-1	2.6475e-1
	(1.54e-2)	(2.67e-2)	(1.95e-2)	(1.17e-2)	(1.64e-2)	(1.41e-2)	(1.41e-2)	(2.30e-2)	(1.98e-2)	(3.04e-2)	(3.93e-2)	(3.60e-2)
LIRC-MOP5	1.5687e-1	2.8317e-1	2.6662e-1	1.4300e-1	1.4076e-1	1.4556e-1	1.6363e-1	2.7641e-1	2.8301e-1	2.8941e-1	2.8991e-1	2.8995e-1
	(3.03e-2)	(4.09e-3)	(3.11e-3)	(2.14e-2)	(2.26e-2)	(1.87e-2)	(1.58e-2)	(1.42e-2)	(1.38e-2)	(2.54e-3)	(2.26e-3)	(1.58e-3)
LIRC-MOP6	1.1244e-1	1.9011e-1	1.9391e-1	9.8290e-2	1.1948e-1	1.1840e-1	1.1460e-1	1.8937e-1	1.9379e-1	1.8892e-1	1.8219e-1	1.8552e-1
	(1.36e-2)	(8.95e-3)	(8.42e-4)	(8.35e-3)	(1.65e-2)	(1.77e-2)	(1.21e-2)	(9.06e-3)	(1.07e-3)	(1.06e-2)	(1.21e-2)	(3.59e-2)
LIRC-MOP7	2.5183e-1	2.8957e-1	2.9316e-1	2.3591e-1	2.4183e-1	2.4143e-1	2.4563e-1	2.8676e-1	2.9240e-1	2.4327e-1	2.4275e-1	2.4478e-1
	(1.20e-2)	(1.05e-2)	(2.17e-3)	(8.75e-3)	(1.04e-2)	(1.15e-2)	(9.85e-3)	(1.28e-2)	(4.63e-3)	(5.04e-3)	(5.76e-3)	(9.38e-3)
LIRC-MOP8	2.3892e-1	2.9273e-1	2.9375e-1	2.2228e-1	2.3908e-1	2.4105e-1	2.3792e-1	2.9296e-1	2.9365e-1	2.3601e-1	2.2928e-1	2.2976e-1
	(1.35e-2)	(3.43e-3)	(4.29e-4)	(6.26e-3)	(1.31e-2)	(1.13e-2)	(1.18e-2)	(2.83e-3)	(9.30e-4)	(1.47e-2)	(8.82e-3)	(4.43e-3)
LIRC-MOP9	3.3405e-1	4.4306e-1	4.5755e-1	4.9033e-1	4.3191e-1	4.5037e-1	3.3965e-1	4.3568e-1	4.4138e-1	4.2558e-1	4.3308e-1	4.4779e-1
	(6.43e-2)	(1.67e-2)	(3.23e-2)	(3.95e-2)	(1.09e-1)	(8.45e-2)	(6.33e-2)	(1.12e-2)	(2.17e-2)	(4.18e-2)	(4.50e-2)	(2.95e-2)
LIRC-MOP10	6.0733e-1	6.7497e-1	6.8876e-1	6.6345e-1	6.2112e-1	6.1235e-1	5.9404e-1	6.6867e-1	6.8631e-1	5.5559e-1	5.9763e-1	5.7544e-1
	(2.72e-2)	(1.44e-2)	(1.26e-2)	(7.95e-2)	(1.26e-1)	(1.53e-1)	(5.28e-2)	(1.42e-2)	(1.23e-2)	(7.88e-2)	(1.02e-1)	(1.03e-1)
LIRC-MOP11	6.5013e-1	6.7822e-1	6.8697e-1	6.5064e-1	6.3510e-1	6.2257e-1	6.5883e-1	6.7224e-1	6.8144e-1	5.2925e-1	5.5979e-1	5.8452e-1
	(2.92e-2)	(1.78e-2)	(6.50e-3)	(9.21e-2)	(1.05e-1)	(1.44e-1)	(2.84e-2)	(1.20e-2)	(9.55e-3)	(1.07e-1)	(1.05e-1)	(8.07e-2)
LIRC-MOP12	5.0646e-1	5.6648e-1	5.8587e-1	5.7912e-1	5.4107e-1	5.5036e-1	5.0355e-1	5.6414e-1	5.7470e-1	5.3072e-1	5.3255e-1	5.2892e-1
	(4.29e-2)	(2.21e-2)	(1.38e-2)	(4.16e-2)	(4.48e-2)	(3.26e-2)	(3.75e-2)	(1.08e-2)	(1.69e-2)	(5.75e-2)	(3.93e-2)	(4.19e-2)
LIRC-MOP13	5.5405e-1	5.2409e-1	5.2370e-1	5.5455e-1	5.5565e-1	5.5605e-1	5.5903e-1	5.3345e-1	5.3441e-1	4.9866e-1	5.2393e-1	5.2564e-1
	(1.53e-3)	(3.67e-3)	(3.31e-3)	(9.86e-4)	(1.82e-3)	(1.34e-3)	(1.26e-3)	(3.83e-3)	(3.20e-3)	(2.65e-2)	(4.98e-3)	(3.81e-3)
LIRC-MOP14	5.5410e-1	5.4631e-1	5.4517e-1	5.5228e-1	5.5061e-1	5.5097e-1	5.5525e-1	5.4888e-1	5.4856e-1	5.2640e-1	5.3504e-1	5.3451e-1
	(1.24e-3)	(2.27e-3)	(1.86e-3)	(1.50e-3)	(1.36e-3)	(1.17e-3)	(1.30e-3)	(1.83e-3)	(1.82e-3)	(8.86e-3)	(4.57e-3)	(4.69e-3)
+/-=	2/11/1	1/8/5	3/6/5	0/4/10	2/11/1	2/11/1	0/7/7	2/3/9	0/2/12			

TABLE S-XII  
 STATISTICAL RESULTS OF IGD+ OBTAINED BY CMOEa WITH ORIGINAL, RANDOM, AND DRL-ASSISTED ADAPTIVE SELECTION OPERATOR ON LIR-CMOP BENCHMARK PROBLEMS. THE BEST RESULT IN EACH ROW IS HIGHLIGHTED

Problem	CCMO	RandOS-CCMO	DRLOS-CCMO	MOEADDAE	RandOS-MOEADDAE	DRLOS-MOEADDAE	EMCMO	RandOS-EMCMO	DRLOS-EMCMO	PPS	RandOS-PPS	DRLOS-PPS
LIRC-MOP1	2.2605e-1	1.9544e-1	1.8166e-1	1.4696e-1	1.4042e-1	1.0514e-1	2.0418e-1	1.8725e-1	1.7898e-1	3.1630e-2	6.3923e-2	5.0521e-2
	(4.37e-2)	(4.35e-2)	(4.80e-2)	(2.90e-2)	(5.01e-2)	(1.66e-2)	(4.43e-2)	(4.70e-2)	(3.70e-2)	(3.19e-2)	(3.61e-2)	(3.46e-2)
LIRC-MOP2	1.5414e-1	1.0718e-1	9.8504e-2	8.9233e-2	1.1586e-1	9.4115e-2	1.4319e-1	1.1750e-1	1.1141e-1	2.3030e-2	4.0595e-2	3.1777e-2
	(2.96e-2)	(3.06e-2)	(3.06e-2)	(1.27e-2)	(3.71e-2)	(3.87e-2)	(2.40e-2)	(3.00e-2)	(3.32e-2)	(2.19e-2)	(2.55e-2)	(2.27e-2)
LIRC-MOP3	2.3443e-1	1.9910e-1	2.0504e-1	1.5478e-1	1.8096e-1	1.4124e-1	2.3316e-1	1.9143e-1	2.0513e-1	7.5469e-2	1.0799e-1	7.0081e-2
	(3.69e-2)	(5.82e-2)	(5.76e-2)	(2.72e-2)	(4.98e-2)	(4.18e-2)	(3.65e-2)	(3.96e-2)	(4.35e-2)	(6.69e-2)	(7.33e-2)	(6.30e-2)
LIRC-MOP4	1.7442e-1	1.4389e-1	1.5243e-1	1.2905e-1	1.3605e-1	1.1815e-1	1.6946e-1	1.4408e-1	1.4234e-1	5.4615e-2	7.5154e-2	7.2644e-2
	(2.52e-2)	(4.17e-2)	(3.14e-2)	(1.85e-2)	(2.80e-2)	(2.28e-2)	(2.33e-2)	(3.71e-2)	(3.22e-2)	(4.14e-2)	(5.57e-2)	(5.09e-2)
LIRC-MOP5	2.2476e-1	2.0866e-2	1.4657e-2	2.5473e-1	2.6887e-1	2.5638e-1	2.0538e-1	3.0793e-2	1.9500e-2	8.0751e-3	8.6841e-3	7.2731e-3
	(6.78e-2)	(7.30e-3)	(6.31e-3)	(5.36e-2)	(4.66e-2)	(4.66e-2)	(3.45e-2)	(1.80e-2)	(1.83e-2)	(2.67e-2)	(2.93e-3)	(2.14e-3)
LIRC-MOP6	2.5029e-1	2.1977e-2	1.1160e-2	2.9855e-1	2.9144e-1	2.9540e-1	2.4431e-1	2.3334e-1	1.1651e-2	2.8781e-2	5.0511e-2	6.2842e-2
	(4.84e-2)	(3.24e-2)	(1.55e-3)	(4.39e-2)	(5.96e-2)	(6.39e-2)	(4.52e-2)	(3.09e-2)	(2.33e-3)	(3.37e-2)	(3.98e-2)	(2.43e-1)

TABLE S-XII  
 STATISTICAL RESULTS OF IGD+ OBTAINED BY CMOEVA WITH ORIGINAL, RANDOM, AND DRL-ASSISTED ADAPTIVE SELECTION OPERATOR ON LIR-CMOP BENCHMARK PROBLEMS. THE BEST RESULT IN EACH ROW IS HIGHLIGHTED (CONTINUED)

Problem	CCMO	RandOS-CCMO	DRLOS-CCMO	MOEADDAE	RandOS-MOEADDAE	DRLOS-MOEADDAE	EMCMO	RandOS-EMCMO	DRLOS-EMCMO	PPS	RandOS-PPS	DRLOS-PPS
LIRC-	9.1239e-2	1.5081e-2	7.7800e-3	1.3007e-1	1.1938e-1	1.2048e-1	1.0712e-1	2.0060e-2	9.5164e-3	1.1256e-1	1.1412e-1	1.0937e-1
MOP7	(2.99e-2)	(2.09e-2)	(3.10e-3)	(2.21e-2)	(2.74e-2)	(3.04e-2)	(2.52e-2)	(2.47e-2)	(8.30e-3)	(1.25e-2)	(1.41e-2)	(2.11e-2)
LIRC-	1.4447e-1	8.5020e-3	6.9280e-3	1.9543e-1	1.2699e-1	1.2194e-1	1.4429e-1	8.0718e-3	7.0347e-3	1.4862e-1	1.7157e-1	1.6705e-1
MOP8	(4.81e-2)	(5.40e-3)	(6.95e-4)	(3.03e-2)	(3.45e-2)	(2.96e-2)	(4.08e-2)	(3.93e-3)	(7.57e-4)	(4.52e-2)	(3.93e-2)	(2.43e-2)
LIRC-	4.3127e-1	1.6588e-1	1.4893e-1	1.4103e-1	2.7837e-1	2.3429e-1	4.0913e-1	1.7451e-1	1.6668e-1	2.2893e-1	2.2089e-1	2.0240e-1
MOP9	(1.51e-1)	(1.69e-2)	(3.47e-2)	(8.88e-2)	(2.63e-1)	(2.05e-1)	(1.17e-1)	(1.32e-2)	(2.37e-2)	(6.91e-2)	(6.94e-2)	(4.93e-2)
LIRC-	1.4788e-1	6.3123e-2	3.5973e-2	5.9308e-2	1.0120e-1	1.1618e-1	1.6303e-1	7.3316e-2	4.0278e-2	2.2597e-1	1.6259e-1	1.9290e-1
MOP10	(4.04e-2)	(2.79e-2)	(2.44e-2)	(9.64e-2)	(1.59e-1)	(2.09e-1)	(6.91e-2)	(2.56e-2)	(2.44e-2)	(1.09e-1)	(1.45e-1)	(1.47e-1)
LIRC-	7.0190e-2	2.2508e-2	1.0432e-2	7.4884e-2	9.8739e-2	1.2628e-1	5.5770e-2	3.1932e-2	1.8288e-2	2.0860e-1	1.6899e-1	1.3919e-1
MOP11	(3.82e-2)	(2.37e-2)	(9.45e-3)	(1.66e-1)	(1.87e-1)	(2.63e-1)	(4.04e-2)	(1.83e-2)	(1.42e-2)	(1.37e-1)	(1.29e-1)	(9.70e-2)
LIRC-	1.9425e-1	9.3404e-2	6.6395e-2	8.9886e-2	1.7522e-1	1.3288e-1	1.9852e-1	9.6753e-2	8.1841e-2	1.4145e-1	1.4171e-1	1.4758e-1
MOP12	(8.37e-2)	(3.22e-2)	(2.30e-2)	(1.16e-1)	(1.35e-1)	(8.04e-2)	(6.40e-2)	(1.42e-2)	(2.49e-2)	(8.41e-2)	(5.75e-2)	(5.88e-2)
LIRC-	4.5294e-2	7.4517e-2	7.4755e-2	4.3830e-2	4.3023e-2	4.2671e-2	4.0744e-2	6.5324e-2	6.4215e-2	8.9290e-2	6.4702e-2	6.3727e-2
MOP13	(1.59e-3)	(3.78e-3)	(3.32e-3)	(1.06e-3)	(1.77e-3)	(1.20e-3)	(1.27e-3)	(3.80e-3)	(3.36e-3)	(2.53e-2)	(2.99e-3)	(2.70e-3)
LIRC-	4.6427e-2	5.3804e-2	5.4903e-2	4.7372e-2	4.9277e-2	4.8875e-2	4.5456e-2	5.1693e-2	5.1796e-2	6.5599e-2	5.7780e-2	5.7911e-2
MOP14	(1.18e-3)	(2.34e-3)	(1.88e-3)	(1.65e-3)	(1.38e-3)	(1.13e-3)	(1.35e-3)	(1.89e-3)	(1.80e-3)	(7.39e-3)	(2.69e-3)	(3.06e-3)
+/-/=	2/12/0	0/8/6	3/4/7	0/4/10	2/11/1	0/7/7	2/3/9	1/2/11				

TABLE S-XIII  
 STATISTICAL RESULTS OF HV OBTAINED BY DRLOS-EMCMO AND OTHER METHODS ON CF BENCHMARK PROBLEMS. THE BEST RESULT IN EACH ROW IS HIGHLIGHTED

Problem	cdPEA	ToP	CMOEVA_MS	BiCo	MFOsPEA2	ShiP_A	DSPCMDE	NSGAIIToR	CCEA	DRLOS-EMCMO
CF1	5.5658e-1	5.6087e-1	5.2593e-1	5.4489e-1	5.5928e-1	5.5433e-1	5.5888e-1	3.2062e-3	5.5533e-1	5.6343e-1
	(1.12e-3)	(1.04e-3)	(2.66e-2)	(3.30e-3)	(1.04e-3)	(1.57e-3)	(3.44e-3)	(1.32e-2)	(1.94e-3)	(4.18e-4)
CF2	6.3602e-1	6.5364e-1	5.9150e-1	6.1353e-1	6.2392e-1	6.1535e-1	6.6024e-1	4.5094e-1	6.1092e-1	6.7170e-1
	(1.79e-2)	(4.34e-2)	(3.24e-2)	(2.78e-2)	(2.29e-2)	(2.13e-2)	(8.97e-3)	(7.80e-2)	(2.40e-2)	(3.41e-3)
CF3	1.9246e-1	1.2149e-1	1.8171e-1	1.8883e-1	1.8640e-1	1.8568e-1	2.6244e-1	0.0000e+0	1.8093e-1	2.0155e-1
	(4.16e-2)	(4.83e-2)	(4.88e-2)	(3.85e-2)	(4.06e-2)	(3.86e-2)	(5.56e-2)	(0.00e+0)	(4.28e-2)	(4.98e-2)
CF4	4.2389e-1	4.6080e-1	3.8539e-1	4.1150e-1	4.1614e-1	4.1531e-1	4.6331e-1	2.5524e-1	3.9955e-1	4.7513e-1
	(3.13e-2)	(1.84e-2)	(4.99e-2)	(3.55e-2)	(4.07e-2)	(2.79e-2)	(1.04e-2)	(4.81e-2)	(3.72e-2)	(1.12e-2)
CF5	2.9089e-1	1.9695e-1	2.7177e-1	2.6503e-1	2.8187e-1	2.9291e-1	2.9220e-1	7.2625e-2	2.3362e-1	3.3080e-1
	(6.73e-2)	(8.05e-2)	(7.21e-2)	(6.18e-2)	(7.32e-2)	(8.21e-2)	(1.12e-2)	(6.73e-2)	(6.59e-2)	(8.71e-2)
CF6	6.5388e-1	6.4202e-1	6.2368e-1	6.2804e-1	6.4731e-1	6.4962e-1	6.6840e-1	4.0838e-1	6.3510e-1	6.6654e-1
	(1.61e-2)	(1.50e-2)	(1.65e-2)	(1.94e-2)	(2.26e-2)	(1.71e-2)	(7.87e-3)	(2.80e-2)	(1.85e-2)	(6.98e-3)
CF7	4.2580e-1	4.3309e-1	4.0579e-1	4.3111e-1	4.6528e-1	4.2790e-1	5.2874e-1	1.7750e-1	4.2709e-1	4.9553e-1
	(1.17e-1)	(7.17e-2)	(8.85e-2)	(9.61e-2)	(6.36e-2)	(9.28e-2)	(8.17e-2)	(1.01e-1)	(8.43e-2)	(1.21e-1)
CF8	3.0192e-1	4.8490e-2	3.2683e-1	3.1265e-1	3.1785e-1	3.5795e-1	3.4026e-1	NaN	3.6127e-1	2.9022e-1
	(6.61e-2)	(2.71e-2)	(3.80e-2)	(5.14e-2)	(1.01e-1)	(4.45e-2)	(1.37e-2)	(NaN)	(3.73e-2)	(2.70e-2)
CF9	4.2221e-1	1.4626e-1	4.1236e-1	4.2063e-1	4.1693e-1	4.5072e-1	4.0996e-1	1.2773e-1	4.1757e-1	3.9006e-1
	(3.20e-2)	(6.89e-2)	(2.52e-2)	(2.72e-2)	(3.50e-2)	(1.28e-2)	(1.15e-2)	(5.80e-2)	(4.63e-2)	(2.07e-2)
CF10	1.3772e-1	0.0000e+0	2.1488e-1	1.2393e-1	1.6021e-1	1.2672e-1	1.5406e-1	NaN	1.8637e-1	1.4939e-1
	(4.28e-2)	(0.00e+0)	(9.12e-2)	(1.87e-2)	(3.87e-2)	(5.36e-2)	(7.12e-2)	(NaN)	(8.50e-2)	(5.13e-2)
+/-/=	2/6/2	0/10/0	3/6/1	2/6/2	2/6/2	2/7/1	3/3/4	0/8/0	2/6/2	

TABLE S-XIV  
 STATISTICAL RESULTS OF IGD+ OBTAINED BY DRLOS-EMCMO AND OTHER METHODS ON CF BENCHMARK PROBLEMS. THE BEST RESULT IN EACH ROW IS HIGHLIGHTED

Problem	cDPEA	ToP	CMOEA_MS	BiCo	MFOSPEA2	ShiP_A	DSPCMDE	NSGAIIToR	CCEA	DRLOS-EMCMO
CF1	7.7129e-3 (9.07e-4)	4.2893e-3 (8.54e-4)	3.1069e-2 (1.88e-2)	1.6688e-2 (2.57e-3)	5.3899e-3 (7.63e-4)	9.4716e-3 (1.28e-3)	6.0356e-3 (2.89e-3)	7.1825e-1 (1.28e-1)	8.1834e-3 (1.48e-3)	2.1957e-3 (3.45e-4)
CF2	2.8529e-2 (1.10e-2)	2.9227e-2 (6.66e-2)	4.5046e-2 (1.36e-2)	3.9931e-2 (1.20e-2)	3.5098e-2 (1.28e-2)	3.6964e-1 (9.01e-3)	1.3966e-2 (7.41e-3)	1.5274e-1 (9.43e-2)	4.3673e-2 (1.25e-2)	6.7656e-3 (2.69e-3)
CF3	2.0522e-1 (9.00e-2)	2.5173e-1 (7.40e-2)	2.4200e-1 (1.02e-1)	2.0995e-1 (6.47e-2)	2.4342e-1 (9.82e-2)	1.9776e-1 (5.74e-2)	1.0023e-1 (5.92e-2)	1.0365e+0 (1.70e-1)	2.3013e-1 (7.18e-2)	1.8764e-1 (6.02e-2)
CF4	7.2643e-2 (2.34e-2)	5.2251e-2 (1.44e-2)	1.0907e-1 (5.30e-2)	8.1102e-2 (2.47e-2)	7.6929e-2 (2.78e-2)	7.7605e-2 (2.09e-2)	4.8040e-2 (6.23e-3)	2.3304e-1 (6.55e-2)	9.1881e-2 (3.19e-2)	4.0393e-2 (7.07e-3)
CF5	2.0289e-1 (8.19e-2)	3.1055e-1 (1.06e-1)	2.2655e-1 (9.00e-2)	2.3689e-1 (8.23e-2)	2.1359e-1 (9.38e-2)	2.0771e-1 (1.02e-1)	2.1429e-1 (1.21e-1)	5.1751e-1 (1.53e-1)	2.7699e-1 (8.44e-2)	1.6987e-1 (9.96e-2)
CF6	3.6220e-2 (1.60e-2)	4.8500e-2 (1.40e-2)	6.5405e-2 (1.76e-2)	6.0665e-2 (1.96e-2)	4.1211e-2 (2.34e-2)	3.9738e-2 (1.77e-2)	2.7855e-2 (6.05e-3)	2.7328e-1 (3.78e-2)	5.2152e-2 (1.87e-2)	2.8311e-2 (5.73e-3)
CF7	2.0884e-1 (1.37e-1)	2.1338e-1 (8.51e-2)	2.2300e-1 (9.45e-2)	2.0416e-1 (1.03e-1)	1.5994e-1 (5.81e-2)	2.1532e-1 (1.05e-1)	1.1945e-1 (9.09e-2)	4.9911e-1 (1.46e-1)	1.9868e-1 (8.77e-2)	1.4147e-1 (1.10e-1)
CF8	1.4889e-1 (4.26e-2)	6.0045e-1 (7.17e-2)	1.7275e-1 (8.07e-2)	1.4885e-1 (3.31e-2)	1.4999e-1 (7.00e-2)	1.3344e-1 (6.58e-2)	1.4442e-1 (1.89e-2)	NaN (NaN)	1.3137e-1 (2.76e-2)	1.6727e-1 (2.80e-2)
CF9	6.4008e-2 (1.44e-2)	3.0551e-1 (8.81e-2)	6.4967e-2 (1.12e-2)	6.2269e-2 (1.16e-2)	6.5014e-2 (1.62e-2)	4.7019e-2 (3.79e-3)	8.4804e-2 (1.07e-2)	3.7620e-1 (1.58e-1)	6.0017e-2 (2.02e-2)	8.4547e-2 (1.32e-2)
CF10	3.7491e-1 (1.30e-1)	1.3702e+0 (6.71e-1)	2.5958e-1 (1.54e-1)	4.4595e-1 (8.47e-2)	2.7825e-1 (9.47e-2)	3.8785e-1 (1.20e-1)	2.8277e-1 (9.71e-2)	NaN (NaN)	2.8017e-1 (1.52e-1)	2.6734e-1 (7.38e-2)
+/-/≈	2/5/3	0/10/0	1/6/3	2/7/1	2/6/2	2/6/2	2/3/5	0/8/0	2/7/1	

TABLE S-XV

STATISTICAL RESULTS OF HV OBTAINED BY DRLOS-EMCMO AND OTHER METHODS ON DAS-CMOP BENCHMARK PROBLEMS. THE BEST RESULT IN EACH ROW IS HIGHLIGHTED

Problem	cDPEA	ToP	CMOEA_MS	BiCo	MFOSPEA2	ShiP_A	DSPCMDE	NSGAIIToR	CCEA	DRLOS-EMCMO
DASCMOP1	1.8732e-2 (2.22e-2)	2.8266e-3 (5.95e-3)	7.3099e-3 (5.60e-3)	6.9763e-3 (6.09e-3)	8.4924e-3 (1.14e-2)	2.1072e-1 (1.30e-3)	2.1067e-1 (8.36e-4)	6.7194e-4 (1.81e-3)	4.3836e-2 (3.03e-2)	2.1122e-1 (7.81e-4)
DASCMOP2	2.6019e-1 (4.41e-3)	5.3711e-2 (6.73e-2)	2.5363e-1 (4.56e-3)	2.4798e-1 (3.94e-3)	2.5787e-1 (3.80e-3)	3.3074e-1 (1.07e-2)	3.5376e-1 (2.36e-4)	1.0541e-1 (9.81e-2)	2.7343e-1 (4.44e-3)	3.5405e-1 (2.67e-4)
DASCMOP3	2.1550e-1 (1.44e-2)	1.8624e-2 (1.18e-2)	2.1027e-1 (8.20e-3)	2.0985e-1 (2.91e-3)	2.1796e-1 (1.75e-2)	2.5611e-1 (1.43e-3)	3.1051e-1 (6.06e-4)	1.3266e-2 (1.12e-2)	2.2813e-1 (1.43e-2)	3.0916e-1 (2.89e-3)
DASCMOP4	2.0212e-1 (3.95e-3)	NaN (NaN)	1.4965e-1 (5.43e-2)	1.2292e-1 (6.80e-2)	2.0081e-1 (3.79e-3)	1.9097e-1 (1.38e-2)	7.2610e-2 (9.29e-2)	NaN (NaN)	1.5444e-1 (5.10e-2)	1.7883e-1 (4.36e-2)
DASCMOP5	3.5129e-1 (1.70e-4)	NaN (NaN)	2.1920e-1 (1.14e-1)	3.0828e-1 (1.02e-1)	3.5092e-1 (1.95e-4)	3.4603e-1 (1.24e-2)	2.0973e-2 (1.95e-2)	NaN (NaN)	2.2154e-1 (1.16e-1)	3.4533e-1 (1.26e-2)
DASCMOP6	3.0851e-1 (6.83e-3)	NaN (NaN)	1.5495e-1 (1.15e-1)	2.3832e-1 (8.91e-2)	3.0687e-1 (1.09e-2)	2.7602e-1 (5.14e-2)	4.1780e-2 (6.89e-2)	NaN (NaN)	1.8559e-1 (1.04e-1)	2.9414e-1 (3.54e-2)
DASCMOP7	2.8748e-1 (4.24e-4)	NaN (NaN)	2.8634e-1 (1.33e-2)	2.8639e-1 (1.70e-3)	2.8558e-1 (3.75e-3)	2.8222e-1 (8.21e-4)	3.1514e-2 (5.48e-2)	NaN (NaN)	2.8833e-1 (2.56e-4)	2.3065e-1 (6.40e-2)
DASCMOP8	2.0634e-1 (5.18e-4)	NaN (NaN)	2.0719e-1 (2.04e-3)	2.0567e-1 (9.58e-4)	2.5099e-1 (4.80e-4)	2.0063e-1 (1.05e-3)	3.6811e-2 (8.17e-2)	NaN (NaN)	2.0740e-1 (2.89e-4)	1.9030e-1 (6.40e-2)
DASCMOP9	1.4508e-1 (1.35e-2)	6.2276e-2 (1.86e-2)	1.2081e-1 (1.23e-2)	1.2152e-1 (1.07e-2)	1.2333e-1 (1.09e-2)	1.6319e-1 (1.79e-2)	2.0184e-1 (9.47e-4)	5.4047e-2 (8.89e-3)	1.3031e-1 (1.44e-2)	2.0477e-1 (4.38e-4)
+/-/≈	5/4/0	0/4/0	2/5/2	2/7/0	5/4/0	1/3/5	0/8/1	0/4/0	2/5/2	



TABLE S-XVI  
 STATISTICAL RESULTS OF IGD+ OBTAINED BY DRLOS-EMCMO AND OTHER METHODS ON DAS-CMOP BENCHMARK PROBLEMS. THE BEST RESULT IN EACH ROW IS HIGHLIGHTED

Problem	cDPEA	ToP	CMOEA_MS	BiCo	MFOsPEA2	ShiP_A	DSPCMDE	NSGAIIToR	CCEA	DRLOS-EMCMO
DASCMP1	6.6998e-1 (8.82e-2) -	7.8498e-1 (4.49e-2) -	7.2588e-1 (2.72e-2) -	7.2948e-1 (2.99e-2) -	7.1957e-1 (4.97e-2) -	3.5427e-3 (2.03e-3) -	2.9471e-3 (2.81e-4) -	8.0346e-1 (2.55e-2) -	5.6058e-1 (1.10e-1) -	2.5278e-3 (2.52e-4) -
DASCMP2	1.3734e-1 (1.06e-2) -	6.8157e-1 (1.95e-1) -	1.5178e-1 (1.15e-2) -	1.5159e-1 (7.45e-3) -	1.4294e-1 (8.96e-3) -	4.2327e-2 (2.03e-2) -	5.0215e-3 (2.49e-4) -	5.2973e-1 (2.79e-1) -	1.1956e-1 (1.48e-2) -	4.5000e-3 (2.92e-4) -
DASCMP3	1.7784e-1 (2.39e-2) -	7.4714e-1 (5.24e-2) -	1.9017e-1 (1.66e-2) -	1.8897e-1 (9.75e-3) -	1.7895e-1 (3.14e-2) -	1.1013e-1 (5.63e-3) -	7.1776e-3 (6.26e-4) ≈	7.7001e-1 (6.16e-2) -	1.5701e-1 (2.77e-2) -	9.2764e-3 (5.89e-3) -
DASCMP4	1.2125e-3 (1.04e-3) +	NaN (NaN)	1.4264e-1 (1.47e-1) -	2.0742e-1 (2.03e-1) -	1.5737e-3 (9.34e-4) +	9.5947e-3 (1.60e-2) ≈	3.7463e-1 (2.91e-1) -	NaN (NaN)	1.0434e-1 (1.29e-1) ≈	4.5370e-2 (1.05e-1) -
DASCMP5	1.9632e-3 (1.06e-4) +	NaN (NaN)	1.2462e-1 (2.00e-1) ≈	8.7495e-2 (2.13e-1) -	2.2352e-3 (1.58e-4) +	8.2728e-3 (1.57e-2) ≈	8.3516e-1 (1.63e-1) -	NaN (NaN)	2.1558e-1 (1.96e-1) ≈	9.7416e-3 (1.92e-2) -
DASCMP6	1.0136e-2 (1.05e-2) +	NaN (NaN)	3.1592e-1 (2.50e-1) -	1.4387e-1 (1.91e-1) -	1.1485e-2 (1.51e-2) +	6.3037e-2 (9.73e-2) -	8.6604e-1 (2.16e-1) -	NaN (NaN)	2.3778e-1 (1.91e-1) -	3.8780e-2 (7.10e-2) -
DASCMP7	2.4738e-2 (1.26e-3) +	NaN (NaN)	2.8169e-2 (2.81e-2) +	2.5818e-2 (2.04e-3) +	2.6814e-2 (5.67e-3) +	3.6974e-2 (2.48e-3) +	8.9934e-1 (2.97e-1) -	NaN (NaN)	2.4691e-2 (9.93e-4) +	1.4519e-1 (1.45e-1) -
DASCMP8	1.9692e-2 (7.63e-4) +	NaN (NaN)	1.8937e-2 (2.69e-3) +	1.9943e-2 (1.43e-3) +	1.9682e-2 (9.47e-4) +	2.8019e-2 (1.43e-3) ≈	7.2091e-1 (3.70e-1) -	NaN (NaN)	1.6407e-2 (4.93e-4) +	4.6088e-2 (5.16e-2) -
DASCMP9	1.9194e-1 (3.92e-2) -	4.6070e-1 (7.33e-2) -	2.6686e-1 (4.32e-2) -	2.6292e-1 (3.86e-2) -	2.5745e-1 (3.68e-2) -	1.3462e-1 (5.57e-2) -	2.7404e-2 (1.71e-3) -	4.8719e-1 (4.10e-2) -	2.3632e-1 (4.56e-2) -	2.1323e-2 (1.10e-3) -
+/-/≈	5/4/0	0/4/0	2/6/1	2/7/0	5/4/0	1/5/3	0/8/1	0/4/0	2/5/2	

TABLE S-XVII  
 STATISTICAL RESULTS OF HV OBTAINED BY DRLOS-EMCMO AND OTHER METHODS ON DOC BENCHMARK PROBLEMS. THE BEST RESULT IN EACH ROW IS HIGHLIGHTED

Problem	cDPEA	ToP	CMOEA_MS	BiCo	MFOsPEA2	ShiP_A	DSPCMDE	NSGAIIToR	CCEA	DRLOS-EMCMO
DOC1	1.3395e-1 (1.38e-1) -	3.4448e-1 (3.95e-4) -	1.6534e-2 (5.39e-2) -	3.2443e-1 (2.97e-2) -	2.7835e-1 (9.41e-2) -	7.4260e-3 (2.67e-2) -	1.9027e-1 (1.75e-1) -	0.0000e+0 (0.00e+0) -	4.2700e-2 (7.97e-2) -	3.4550e-1 (5.73e-4) -
DOC2	NaN (NaN)	NaN (NaN)	NaN (NaN)	NaN (NaN)	NaN (NaN)	NaN (NaN)	3.5968e-1 (8.27e-2) -	NaN (NaN)	NaN (NaN)	5.7595e-1 (7.72e-2) -
DOC3	0.0000e+0 (0.00e+0) ≈	0.0000e+0 (0.00e+0) ≈	0.0000e+0 (0.00e+0) ≈	0.0000e+0 (0.00e+0) ≈	0.0000e+0 (0.00e+0) ≈	NaN (NaN)	1.8273e-1 (1.55e-1) +	NaN (NaN)	0.0000e+0 (0.00e+0) ≈	9.1084e-3 (3.06e-2) -
DOC4	1.3355e-1 (1.54e-1) -	4.3864e-1 (8.74e-2) ≈	9.7308e-2 (1.47e-1) -	3.1494e-1 (1.53e-1) -	2.4730e-1 (1.64e-1) -	1.0502e-1 (1.36e-1) -	5.1522e-1 (8.05e-2) -	0.0000e+0 (0.00e+0) -	8.4827e-2 (1.12e-1) -	5.1684e-1 (4.06e-2) -
DOC5	NaN (NaN)	1.4277e-1 (1.44e-1) -	0.0000e+0 (0.00e+0) -	NaN (NaN)	NaN (NaN)	NaN (NaN)	NaN (NaN)	NaN (NaN)	NaN (NaN)	3.8120e-1 (1.79e-1) -
DOC6	0.0000e+0 (0.00e+0) -	0.0000e+0 (0.00e+0) -	3.9626e-2 (8.00e-2) -	1.1741e-1 (1.75e-1) -	1.2769e-1 (1.80e-1) -	3.7426e-2 (9.14e-2) -	5.2262e-1 (5.76e-3) +	0.0000e+0 (0.00e+0) -	2.0887e-2 (7.04e-2) -	5.0181e-1 (4.65e-1) -
DOC7	0.0000e+0 (0.00e+0) -	1.4202e-2 (4.03e-2) -	0.0000e+0 (0.00e+0) -	0.0000e+0 (0.00e+0) -	0.0000e+0 (0.00e+0) -	NaN (NaN)	3.7316e-1 (1.90e-1) ≈	NaN (NaN)	0.0000e+0 (0.00e+0) -	3.9080e-1 (1.88e-1) -
DOC8	0.0000e+0 (0.00e+0) -	0.0000e+0 (0.00e+0) -	0.0000e+0 (0.00e+0) -	0.0000e+0 (0.00e+0) -	0.0000e+0 (0.00e+0) -	0.0000e+0 (0.00e+0) -	5.9770e-1 (7.72e-2) +	0.0000e+0 (0.00e+0) -	0.0000e+0 (0.00e+0) -	5.2609e-1 (1.17e-1) -
DOC9	NaN (NaN)	0.0000e+0 (0.00e+0) -	NaN (NaN)	NaN (NaN)	NaN (NaN)	0.0000e+0 (0.00e+0) -	NaN (NaN)	0.0000e+0 (0.00e+0) -	NaN (NaN)	NaN (NaN)
+/-/≈	0/5/1	0/5/2	0/6/1	0/5/1	0/5/1	0/4/0	3/3/1	0/4/0	0/5/1	

TABLE S-XVIII  
 STATISTICAL RESULTS OF IGD+ OBTAINED BY DRLOS-EMCMO AND OTHER METHODS ON LJR-CMOP BENCHMARK PROBLEMS. THE BEST RESULT IN EACH ROW IS HIGHLIGHTED

Problem	cdPEA	Top	CMOEA_MS	BiCo	MFOSPEA2	Shitp_A	DSPCMDE	NSGAIITor	CCEA	DRLOS-EMCMO
LJRCMOP1	1.2403e-1 (2.41e-2) +	2.6908e-1 (1.24e-2) -	2.6863e-1 (2.88e-2) -	1.8877e-1 (1.29e-2) ≈	2.0330e-1 (3.21e-2) -	1.3430e-2 (2.12e-3) +	8.8595e-2 (6.88e-2) +	2.9254e-1 (6.62e-3) -	1.2691e-1 (2.79e-2) +	1.7898e-1 (3.70e-2)
LJRCMOP2	8.7138e-2 (2.37e-2) +	1.8675e-1 (1.79e-2) -	1.7704e-1 (3.53e-2) -	1.2021e-1 (1.47e-2) ≈	1.2603e-1 (2.32e-2) ≈	1.5913e-2 (2.29e-3) +	5.1308e-2 (3.25e-2) +	2.0604e-1 (6.43e-3) -	7.2553e-2 (1.54e-2) +	1.1141e-1 (3.32e-2)
LJRCMOP3	1.3383e-1 (3.95e-2) +	2.8289e-1 (8.18e-3) -	2.5770e-1 (3.83e-2) -	1.8451e-1 (1.93e-2) +	2.0576e-1 (2.55e-2) ≈	3.3024e-2 (1.63e-2) +	1.0719e-1 (6.88e-2) +	2.8717e-1 (4.41e-3) -	1.2131e-1 (2.97e-2) +	2.0513e-1 (4.35e-2)
LJRCMOP4	9.7340e-2 (2.13e-2) +	2.0780e-1 (1.41e-2) -	1.9513e-1 (2.59e-2) -	1.3883e-1 (2.10e-2) ≈	1.4174e-1 (1.88e-2) ≈	3.6291e-2 (1.26e-2) +	7.8437e-2 (4.19e-2) +	2.1274e-1 (9.59e-3) -	8.7309e-2 (1.97e-2) +	1.4234e-1 (3.22e-2)
LJRCMOP5	2.2457e-1 (5.42e-2) -	1.2177e+0 (1.74e-2) -	5.0298e-1 (4.42e-1) -	1.2253e+0 (4.75e-3) -	2.4418e-1 (5.77e-2) -	2.3968e-1 (3.64e-2) -	5.0015e-2 (5.96e-2) -	2.6069e+0 (2.22e-1) -	6.2853e-1 (4.90e-1) -	1.9500e-2 (1.83e-2)
LJRCMOP6	2.8106e-1 (5.32e-2) -	1.2792e+0 (2.58e-1) -	6.7749e-1 (5.18e-1) -	1.3454e+0 (2.38e-4) -	2.6070e-1 (5.90e-2) -	3.0260e-1 (4.72e-2) -	9.2812e-2 (1.04e-1) -	2.8071e+0 (2.39e-1) -	7.7027e-1 (5.12e-1) -	1.1651e-2 (2.33e-3)
LJRCMOP7	9.5239e-2 (1.85e-2) -	1.5832e+0 (3.79e-1) -	1.1196e-1 (1.74e-2) -	5.8579e-1 (7.30e-1) -	9.3596e-2 (2.17e-2) -	1.0521e-1 (2.47e-2) -	1.4314e-2 (2.23e-2) -	3.1200e+0 (5.81e-1) -	1.1390e-1 (1.79e-2) -	9.5164e-3 (8.30e-3)
LJRCMOP8	1.5235e-1 (3.72e-2) -	1.5964e+0 (3.31e-1) -	1.8321e-1 (3.59e-2) -	1.2861e+0 (6.67e-1) -	1.4969e-1 (4.47e-2) -	1.6006e-1 (4.94e-2) -	8.3797e-3 (6.98e-4) -	3.2079e+0 (6.59e-1) -	1.9385e-1 (2.68e-2) -	7.0347e-3 (7.57e-4)
LJRCMOP9	3.2726e-1 (1.22e-1) -	4.1989e-1 (1.56e-1) -	5.9821e-1 (1.50e-1) -	9.5151e-1 (9.96e-2) -	4.4247e-1 (1.28e-1) -	3.2816e-1 (1.12e-1) -	3.1537e-1 (5.99e-2) -	1.2718e+0 (5.94e-2) -	6.6508e-1 (2.24e-1) -	1.6668e-1 (2.37e-2)
LJRCMOP10	2.4101e-1 (7.37e-2) -	3.5560e-1 (1.07e-1) -	4.5754e-1 (2.07e-1) -	9.7615e-1 (8.57e-2) -	2.7850e-1 (1.33e-1) -	4.5351e-1 (1.11e-1) -	1.7325e-1 (4.53e-2) -	1.0203e+0 (1.29e-1) -	8.6966e-1 (1.75e-1) -	4.0278e-2 (2.44e-2)
LJRCMOP11	8.9537e-2 (4.02e-2) -	3.9818e-1 (1.27e-1) -	4.2018e-1 (1.88e-1) -	7.9642e-1 (2.01e-1) -	1.1309e-1 (4.80e-2) -	3.1501e-1 (1.31e-1) -	9.7876e-2 (7.48e-2) -	1.2507e+0 (1.44e-1) -	6.2227e-1 (3.00e-1) -	1.8288e-2 (1.42e-2)
LJRCMOP12	1.7629e-1 (8.02e-2) -	2.2707e-1 (5.92e-2) -	3.4336e-1 (1.31e-1) -	5.9633e-1 (2.23e-1) -	1.7988e-1 (8.06e-2) -	1.9305e-1 (3.91e-2) -	1.7048e-1 (7.13e-2) -	1.3836e+0 (8.33e-2) -	4.7603e-1 (1.84e-1) -	8.1841e-2 (2.49e-2)
LJRCMOP13	4.4400e-2 (1.70e-3) +	1.3312e+0 (7.73e-2) -	4.9425e-2 (3.10e-2) +	1.3168e+0 (1.70e-3) -	1.3153e+0 (2.11e-3) -	4.4696e-2 (1.34e-3) +	8.5630e-2 (2.13e-3) -	1.4689e+0 (3.58e-2) -	4.0942e-2 (7.19e-4) +	6.4215e-2 (3.36e-3)
LJRCMOP14	4.6074e-2 (1.26e-3) +	1.2912e+0 (6.38e-2) -	4.4592e-2 (1.12e-3) +	1.2738e+0 (2.44e-3) -	1.2720e+0 (1.66e-3) -	5.3272e-2 (2.65e-3) ≈	6.1984e-2 (2.27e-3) -	1.4403e+0 (3.05e-2) -	4.2491e-2 (6.80e-4) +	5.1796e-2 (1.80e-3)
+/-/≈	6/8/0	0/14/0	2/12/0	1/10/3	0/11/3	5/8/1	4/10/0	0/14/0	6/8/0	

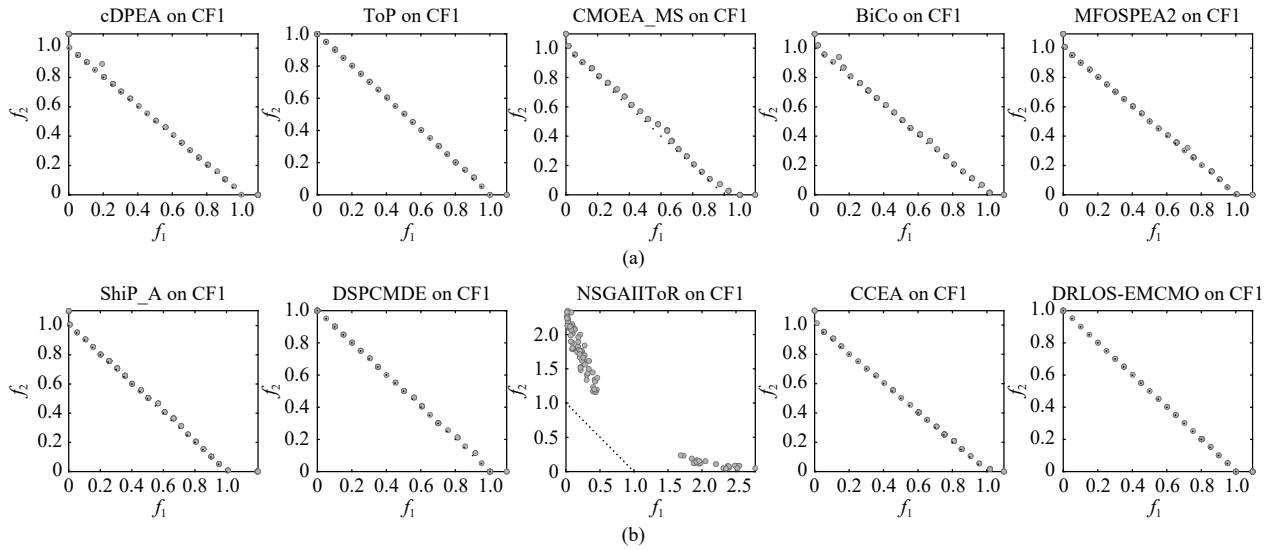


Fig. S-I. The final solution sets obtained by DRLOS-EMCMO and other methods on CF1 with the median IGD+ value among 30 runs.

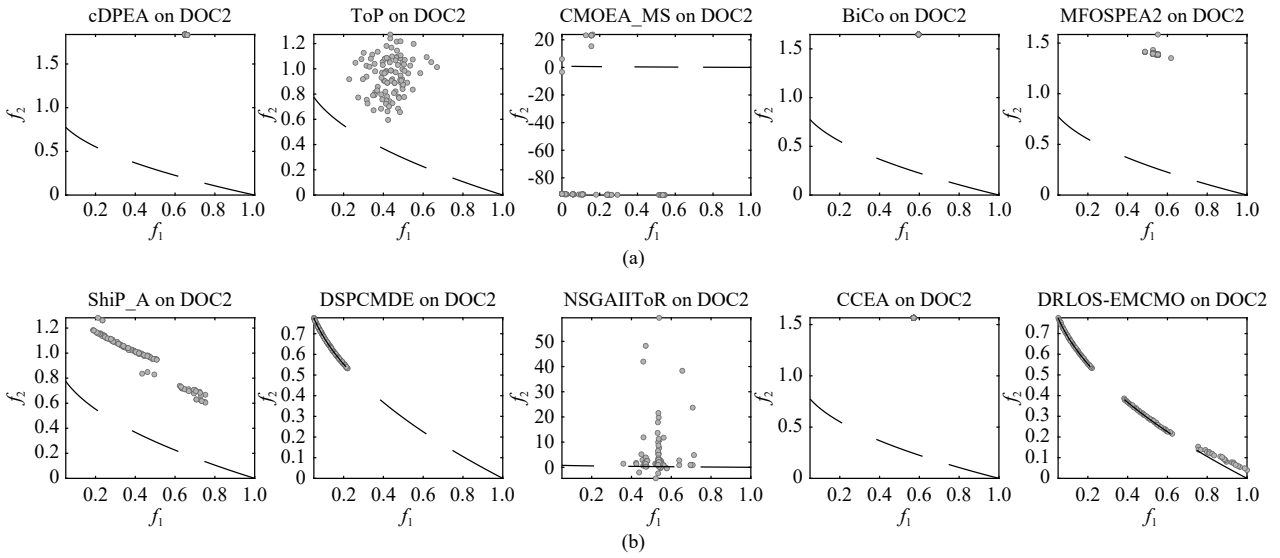


Fig. S-II. The final solution sets obtained by DRLOS-EMCMO and other methods on DOC2 with the median IGD+ value among 30 runs.

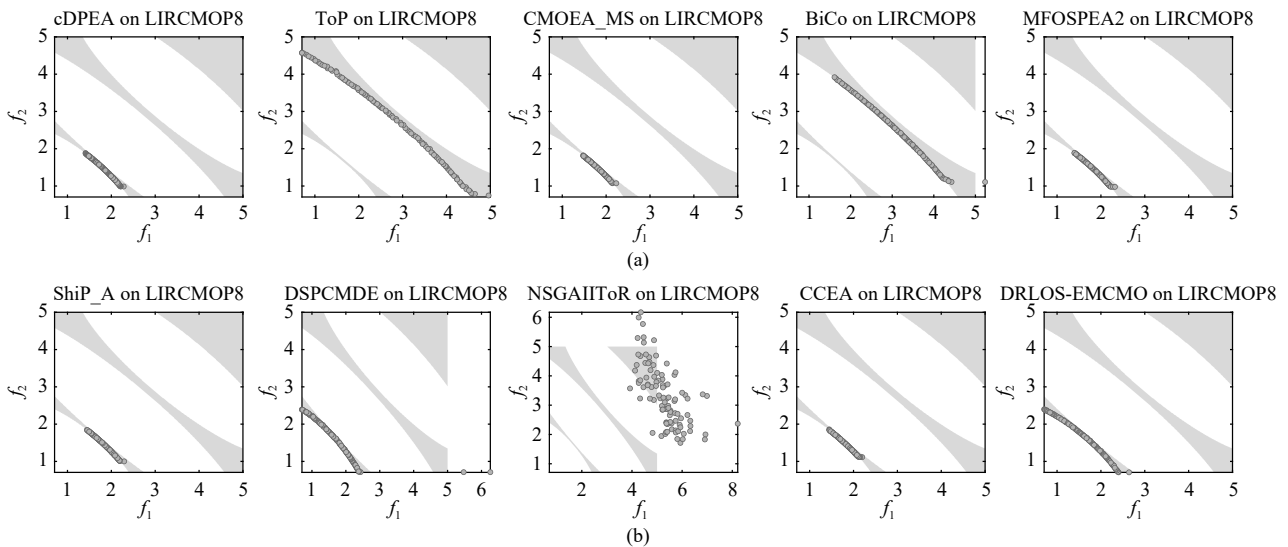


Fig. S-III. The final solution sets obtained by DRLOS-EMCMO and other methods on LIR-CMOP8 with the median IGD+ value among 30 runs.

TABLE S-XIX  
STATISTICAL RESULTS OF HV OBTAINED BY DRLOS-CCMO AND VARIANTS WITH DIFFERENT PARAMETER SETTINGS ON CF BENCHMARK PROBLEMS. THE BEST RESULT IN EACH ROW IS HIGHLIGHTED

Problem	DRLOS-CCMOep1	DRLOS-CCMOep2	DRLOS-CCMOg1	DRLOS-CCMOg2	DRLOS-CCMO
CF1	5.6313e-1 (5.10e-4) ≈	5.6326e-1 (4.35e-4) ≈	5.6326e-1 (4.64e-4) ≈	5.6328e-1 (4.58e-4) ≈	5.6333e-1 (4.50e-4)
CF2	6.7262e-1 (2.80e-3) ≈	6.7270e-1 (3.04e-3) ≈	6.7335e-1 (2.19e-3) ≈	6.7309e-1 (2.60e-3) ≈	6.7309e-1 (1.88e-3)
CF3	1.9107e-1 (4.58e-2) ≈	1.8652e-1 (5.14e-2) ≈	1.9817e-1 (5.39e-2) ≈	2.0581e-1 (5.69e-2) ≈	2.1030e-1 (5.76e-2)
CF4	4.8432e-1 (1.48e-2) ≈	4.7787e-1 (1.22e-2) ≈	4.7701e-1 (1.34e-2) ≈	4.7899e-1 (1.46e-2) ≈	4.8483e-1 (1.28e-2)
CF5	2.7989e-1 (7.00e-2) ≈	3.0365e-1 (8.79e-2) ≈	3.2459e-1 (8.53e-2) ≈	3.1269e-1 (7.62e-2) ≈	3.1494e-1 (7.42e-2)
CF6	6.6929e-1 (4.95e-3) ≈	6.7030e-1 (5.08e-3) ≈	6.7094e-1 (4.23e-3) ≈	6.7231e-1 (4.40e-3) ≈	6.7057e-1 (5.86e-3)
CF7	5.1362e-1 (9.61e-2) ≈	4.7874e-1 (1.20e-1) ≈	5.1654e-1 (9.05e-2) ≈	4.9327e-1 (9.46e-2) ≈	4.8910e-1 (1.01e-1)
CF8	3.1393e-1 (4.27e-2) ≈	3.0967e-1 (2.95e-2) ≈	3.0538e-1 (3.50e-2) ≈	3.0764e-1 (2.98e-2) ≈	3.0556e-1 (2.74e-2)
CF9	3.9848e-1 (1.73e-2) ≈	4.0345e-1 (1.59e-2) ≈	3.9965e-1 (2.04e-2) ≈	4.0053e-1 (2.28e-2) ≈	4.0291e-1 (1.59e-2)
CF10	1.5595e-1 (5.55e-2) ≈	1.6414e-1 (5.29e-2) ≈	1.7294e-1 (6.44e-2) ≈	1.6885e-1 (4.95e-2) ≈	1.6093e-1 (5.26e-2)
+/-/≈	0/0/10	0/1/9	0/1/9	0/0/10	

TABLE S-XX  
STATISTICAL RESULTS OF IGD+ OBTAINED BY DRLOS-CCMO AND VARIANTS WITH DIFFERENT PARAMETER SETTINGS ON CF BENCHMARK PROBLEMS. THE BEST RESULT IN EACH ROW IS HIGHLIGHTED

Problem	DRLOS-CCMOep1	DRLOS-CCMOep2	DRLOS-CCMOg1	DRLOS-CCMOg2	DRLOS-CCMO
CF1	2.4401e-3 (4.20e-4) ≈	2.3324e-3 (3.58e-4) ≈	2.3395e-3 (3.82e-4) ≈	2.3216e-3 (3.77e-4) ≈	2.2811e-3 (3.70e-4)
CF2	6.3114e-3 (2.44e-3) ≈	6.5549e-3 (2.61e-3) ≈	5.9054e-3 (1.74e-3) ≈	5.9451e-3 (1.93e-3) ≈	6.3466e-3 (1.96e-3)
CF3	1.9711e-1 (5.89e-2) ≈	2.1521e-1 (8.31e-2) ≈	1.8086e-1 (6.51e-2) ≈	1.7296e-1 (6.68e-2) ≈	1.7704e-1 (7.03e-2)
CF4	3.4523e-2 (9.24e-3) ≈	3.8861e-2 (7.70e-3) ≈	3.8486e-2 (8.91e-3) ≈	3.7709e-2 (9.26e-3) ≈	3.3520e-2 (8.10e-3)
CF5	2.2445e-1 (8.30e-2) ≈	1.9674e-1 (9.50e-2) ≈	1.7811e-1 (9.59e-2) ≈	1.8555e-1 (7.91e-2) ≈	1.8182e-1 (8.01e-2)
CF6	2.4944e-2 (2.99e-3) ≈	2.4869e-2 (3.14e-3) ≈	2.4370e-2 (3.10e-3) ≈	2.3615e-2 (2.89e-3) ≈	2.4233e-2 (3.99e-3)
CF7	1.2049e-1 (6.61e-2) ≈	1.5654e-1 (1.12e-1) ≈	1.1849e-1 (7.21e-2) ≈	1.5000e-1 (1.02e-1) ≈	1.5000e-1 (9.75e-2)
CF8	1.5428e-1 (3.81e-2) ≈	1.5034e-1 (1.79e-2) ≈	1.5019e-1 (2.09e-2) ≈	1.5129e-1 (2.33e-2) ≈	1.5084e-1 (2.12e-2)
CF9	8.0620e-2 (1.08e-2) ≈	7.6238e-2 (8.76e-3) ≈	7.9969e-2 (1.48e-2) ≈	8.2433e-2 (1.39e-2) ≈	7.7920e-2 (1.03e-2)
CF10	2.8053e-1 (1.16e-1) ≈	2.5240e-1 (9.50e-2) ≈	2.5593e-1 (7.98e-2) ≈	2.4273e-1 (8.67e-2) ≈	2.7362e-1 (6.37e-2)
+/-/≈	0/1/9	0/1/9	0/1/9	0/0/10	

TABLE S-XXI  
STATISTICAL RESULTS OF HV OBTAINED BY DRLOS-CCMO AND VARIANTS WITH DIFFERENT PARAMETER SETTINGS ON DAS-CMOP BENCHMARK PROBLEMS. THE BEST RESULT IN EACH ROW IS HIGHLIGHTED

Problem	DRLOS-CCMOep1	DRLOS-CCMOep2	DRLOS-CCMOg1	DRLOS-CCMOg2	DRLOS-CCMO
DASCMOP1	2.1124e-1 (7.89e-4) ≈	2.1129e-1 (8.92e-4) ≈	2.1141e-1 (7.29e-4) ≈	2.1115e-1 (6.40e-4) ≈	2.1129e-1 (8.92e-4)
DASCMOP2	3.5429e-1 (2.18e-4) ≈	3.5430e-1 (2.45e-4) ≈	3.5424e-1 (2.60e-4) ≈	3.5424e-1 (2.47e-4) ≈	3.5432e-1 (2.42e-4)
DASCMOP3	3.0450e-1 (2.26e-2) ≈	3.1035e-1 (1.57e-3) ≈	3.1026e-1 (2.15e-3) ≈	3.0951e-1 (3.78e-3) ≈	3.1042e-1 (1.00e-3)
DASCMOP4	1.4628e-1 (6.33e-2) ≈	1.9108e-1 (1.95e-2) +	1.7079e-1 (5.16e-2) ≈	1.6561e-1 (5.41e-2) ≈	1.5188e-1 (6.24e-2)
DASCMOP5	3.1633e-1 (7.35e-2) ≈	3.1278e-1 (6.79e-2) ≈	3.0629e-1 (8.09e-2) ≈	3.0721e-1 (8.19e-2) ≈	3.1731e-1 (5.25e-2)
DASCMOP6	2.0425e-1 (1.11e-1) ≈	2.5745e-1 (8.18e-2) ≈	2.3598e-1 (9.61e-2) ≈	2.3209e-1 (1.02e-1) ≈	2.4675e-1 (9.47e-2)
DASCMOP7	1.9169e-1 (9.04e-2) ≈	2.2271e-1 (8.07e-2) ≈	2.4862e-1 (6.12e-2) ≈	2.1926e-1 (7.87e-2) ≈	2.4177e-1 (7.17e-2)
DASCMOP8	1.6252e-1 (6.50e-2) ≈	1.6380e-1 (7.02e-2) ≈	1.6645e-1 (5.67e-2) ≈	1.6713e-1 (5.35e-2) ≈	1.6314e-1 (5.34e-2)
DASCMOP9	2.0478e-1 (5.25e-4) ≈	2.0485e-1 (4.49e-4) ≈	2.0480e-1 (6.30e-4) ≈	2.0478e-1 (4.47e-4) ≈	2.0480e-1 (4.20e-4)
+/-/≈	0/2/7	1/0/8	0/0/9	0/0/9	

TABLE S-XXII  
 STATISTICAL RESULTS OF IGD+ OBTAINED BY DRLOS-CCMO AND VARIANTS WITH DIFFERENT PARAMETER SETTINGS ON  
 DAS-CMOP BENCHMARK PROBLEMS. THE BEST RESULT IN EACH ROW IS HIGHLIGHTED

Problem	DRLOS-CCMOep1	DRLOS-CCMOep2	DRLOS-CCMOg1	DRLOS-CCMOg2	DRLOS-CCMO
DASCMOP1	2.5568e-3 (2.22e-4) ≈	2.5116e-3 (2.52e-4) ≈	2.5069e-3 (1.93e-4) ≈	2.5644e-3 (1.69e-4) ≈	2.6347e-3 (8.06e-4)
DASCMOP2	4.3532e-3 (2.44e-4) ≈	4.3195e-3 (2.47e-4) ≈	4.3355e-3 (2.78e-4) ≈	4.3281e-3 (2.64e-4) ≈	4.3054e-3 (2.53e-4)
DASCMOP3	1.8564e-2 (4.42e-2) ≈	7.0518e-3 (1.39e-3) ≈	6.9911e-3 (1.58e-3) ≈	7.7017e-3 (2.82e-3) ≈	6.8896e-3 (8.38e-4)
DASCMOP4	1.2132e-1 (1.72e-1) ≈	1.2068e-2 (2.50e-2) +	6.3115e-2 (1.34e-1) ≈	7.5748e-2 (1.39e-1) ≈	1.1334e-1 (1.76e-1)
DASCMOP5	5.9108e-2 (1.32e-1) -	6.1598e-2 (1.11e-1) ≈	7.3702e-2 (1.37e-1) ≈	7.8455e-2 (1.65e-1) ≈	5.3014e-2 (8.29e-2)
DASCMOP6	2.1139e-1 (2.20e-1) ≈	1.0503e-1 (1.59e-1) ≈	1.5722e-1 (2.03e-1) ≈	1.6308e-1 (2.12e-1) ≈	1.3004e-1 (1.85e-1)
DASCMOP7	2.6576e-1 (2.87e-1) -	1.7207e-1 (1.99e-1) ≈	1.0974e-1 (1.43e-1) ≈	1.8514e-1 (2.17e-1) ≈	1.3052e-1 (1.84e-1)
DASCMOP8	1.2565e-1 (2.10e-1) ≈	1.2471e-1 (2.04e-1) ≈	9.4223e-2 (1.19e-1) ≈	9.0579e-2 (1.06e-1) ≈	9.6590e-2 (1.02e-1)
DASCMOP9	2.1502e-2 (1.07e-3) ≈	2.1311e-2 (8.70e-4) ≈	2.1438e-2 (1.14e-3) ≈	2.1456e-2 (9.36e-4) ≈	2.1548e-2 (7.80e-4)
+/-/≈	0/2/7	1/0/8	0/0/9	0/0/9	

TABLE S-XXIII  
 STATISTICAL RESULTS OF HV OBTAINED BY DRLOS-CCMO AND VARIANTS WITH DIFFERENT PARAMETER SETTINGS ON  
 DOC BENCHMARK PROBLEMS. THE BEST RESULT IN EACH ROW IS HIGHLIGHTED

Problem	DRLOS-CCMOep1	DRLOS-CCMOep2	DRLOS-CCMOg1	DRLOS-CCMOg2	DRLOS-CCMO
DOC1	3.4563e-1 (4.85e-4) ≈	3.4557e-1 (4.84e-4) ≈	3.4554e-1 (5.16e-4) ≈	3.4586e-1 (4.36e-4) ≈	3.4576e-1 (4.36e-4)
DOC2	4.8454e-1 (1.58e-1) ≈	5.1711e-1 (1.32e-1) ≈	4.6022e-1 (1.49e-1) ≈	5.0939e-1 (1.29e-1) ≈	5.1686e-1 (1.32e-1)
DOC3	2.1010e-2 (6.29e-2) ≈	1.1231e-2 (3.68e-2) ≈	2.5183e-2 (7.35e-2) ≈	3.7161e-2 (8.46e-2) ≈	1.9884e-2 (6.11e-2)
DOC4	5.1972e-1 (9.80e-3) ≈	5.2182e-1 (1.08e-2) ≈	5.1389e-1 (4.03e-2) ≈	5.1266e-1 (1.86e-2) ≈	5.1928e-1 (1.37e-2)
DOC5	4.1305e-1 (1.29e-1) ≈	3.4975e-1 (2.11e-1) ≈	4.0815e-1 (1.41e-1) ≈	3.9771e-1 (1.56e-1) ≈	3.9768e-1 (1.38e-1)
DOC6	4.7918e-1 (9.57e-2) ≈	4.9937e-1 (4.66e-2) ≈	4.9928e-1 (6.68e-2) ≈	4.9513e-1 (5.03e-2) ≈	5.1129e-1 (1.80e-2)
DOC7	2.2082e-1 (2.15e-1) ≈	2.0725e-1 (2.13e-1) ≈	2.6182e-1 (2.19e-1) ≈	3.3434e-1 (2.08e-1) ≈	2.5829e-1 (2.29e-1)
DOC8	5.4803e-1 (1.03e-1) ≈	5.6129e-1 (1.05e-1) ≈	5.8642e-1 (8.24e-2) ≈	5.7848e-1 (1.01e-1) ≈	5.8168e-1 (1.00e-1)
DOC9	NaN (NaN)	NaN (NaN)	NaN (NaN)	NaN (NaN)	NaN (NaN)
+/-/≈	0/0/8	0/0/8	0/0/8	0/0/8	

TABLE S-XXIV  
 STATISTICAL RESULTS OF IGD+ OBTAINED BY DRLOS-CCMO AND VARIANTS WITH DIFFERENT PARAMETER SETTINGS ON  
 DOC BENCHMARK PROBLEMS. THE BEST RESULT IN EACH ROW IS HIGHLIGHTED

Problem	DRLOS-CCMOep1	DRLOS-CCMOep2	DRLOS-CCMOg1	DRLOS-CCMOg2	DRLOS-CCMO
DOC1	2.6166e-3 (1.75e-4) ≈	2.6399e-3 (1.74e-4) ≈	2.7004e-3 (2.48e-4) ≈	2.5636e-3 (1.54e-4) ≈	2.6149e-3 (1.48e-4)
DOC2	1.2526e-1 (1.44e-1) ≈	9.5907e-2 (1.22e-1) ≈	1.4779e-1 (1.38e-1) ≈	1.0358e-1 (1.20e-1) ≈	9.8726e-2 (1.24e-1)
DOC3	5.5257e+2 (5.22e+2) ≈	5.9326e+2 (4.84e+2) ≈	4.9155e+2 (4.84e+2) ≈	4.4006e+2 (4.64e+2) ≈	4.4296e+2 (4.68e+2)
DOC4	3.7547e-2 (8.72e-3) ≈	3.5698e-2 (9.72e-3) ≈	4.3980e-2 (4.23e-2) ≈	4.3860e-2 (1.66e-2) ≈	3.7856e-2 (1.22e-2)
DOC5	1.0108e+1 (3.62e+1) ≈	3.2692e+1 (5.91e+1) ≈	1.1934e+1 (3.93e+1) ≈	1.4568e+1 (4.22e+1) ≈	1.1949e+1 (3.93e+1)
DOC6	2.7684e-2 (9.08e-2) ≈	1.1710e-2 (3.43e-2) ≈	1.4345e-2 (6.14e-2) ≈	1.2121e-2 (3.21e-2) ≈	3.9238e-3 (3.95e-3)
DOC7	4.9453e-1 (6.03e-1) ≈	5.0910e-1 (6.92e-1) ≈	4.9272e-1 (7.24e-1) ≈	2.9368e-1 (5.11e-1) ≈	5.1921e-1 (7.93e-1)
DOC8	2.5403e-1 (7.54e-2) ≈	2.4632e-1 (7.87e-2) ≈	2.2650e-1 (6.12e-2) ≈	2.3196e-1 (7.74e-2) ≈	2.2857e-1 (7.67e-2)
DOC9	6.0505e-2 (4.76e-2) ≈	6.1155e-2 (4.62e-2) ≈	4.9818e-2 (1.03e-2) ≈	6.1253e-2 (4.57e-2) ≈	7.5523e-2 (5.93e-2)
+/-/≈	0/0/9	0/0/9	0/0/9	0/0/9	

TABLE S-XXV  
STATISTICAL RESULTS OF HV OBTAINED BY DRLOS-CCMO AND VARIANTS WITH DIFFERENT PARAMETER SETTINGS ON LIR-CMOP BENCHMARK PROBLEMS. THE BEST RESULT IN EACH ROW IS HIGHLIGHTED

Problem	DRLOS-CCMOep1	DRLOS-CCMOep2	DRLOS-CCMOg1	DRLOS-CCMOg2	DRLOS-CCMO
LIRCMOP1	1.3922e-1 (1.88e-2) ≈	1.3770e-1 (2.01e-2) ≈	1.4249e-1 (2.33e-2) ≈	1.4235e-1 (1.47e-2) ≈	1.4116e-1 (2.14e-2)
LIRCMOP2	2.7315e-1 (2.86e-2) ≈	2.7329e-1 (2.90e-2) ≈	2.5778e-1 (2.86e-2) -	2.6670e-1 (2.46e-2) ≈	2.7618e-1 (2.83e-2)
LIRCMOP3	1.1574e-1 (1.77e-2) ≈	1.2223e-1 (2.27e-2) ≈	1.2008e-1 (1.99e-2) ≈	1.1467e-1 (1.45e-2) ≈	1.1784e-1 (2.04e-2)
LIRCMOP4	2.1643e-1 (2.42e-2) ≈	2.1611e-1 (2.36e-2) ≈	2.1909e-1 (2.22e-2) ≈	2.0835e-1 (1.98e-2) ≈	2.1190e-1 (1.95e-2)
LIRCMOP5	2.8680e-1 (1.71e-3) ≈	2.8636e-1 (2.68e-3) ≈	2.8673e-1 (2.21e-3) ≈	2.8687e-1 (1.26e-3) ≈	2.8662e-1 (3.11e-3)
LIRCMOP6	1.9387e-1 (9.04e-4) ≈	1.9424e-1 (7.30e-4) ≈	1.9425e-1 (6.99e-4) ≈	1.9401e-1 (6.63e-4) ≈	1.9391e-1 (8.42e-4)
LIRCMOP7	2.9194e-1 (5.06e-3) ≈	2.9233e-1 (6.64e-3) ≈	2.9339e-1 (8.87e-4) ≈	2.9361e-1 (5.66e-4) ≈	2.9316e-1 (2.17e-3)
LIRCMOP8	2.9346e-1 (2.05e-3) ≈	2.9363e-1 (7.16e-4) ≈	2.9372e-1 (2.64e-4) ≈	2.9386e-1 (2.30e-4) ≈	2.9375e-1 (4.29e-4)
LIRCMOP9	4.5040e-1 (2.93e-2) ≈	4.5270e-1 (2.55e-2) ≈	4.6026e-1 (3.04e-2) ≈	4.5846e-1 (3.38e-2) ≈	4.5755e-1 (3.23e-2)
LIRCMOP10	6.9375e-1 (6.22e-3) ≈	6.9248e-1 (1.06e-2) ≈	6.9236e-1 (8.57e-3) ≈	6.9356e-1 (9.18e-3) ≈	6.8876e-1 (1.26e-2)
LIRCMOP11	6.8276e-1 (9.90e-3) -	6.8659e-1 (6.96e-3) ≈	6.8592e-1 (5.19e-3) ≈	6.8493e-1 (8.13e-3) ≈	6.8697e-1 (6.50e-3)
LIRCMOP12	5.7401e-1 (4.07e-2) ≈	5.8541e-1 (1.79e-2) ≈	5.8684e-1 (1.46e-2) ≈	5.8779e-1 (1.61e-2) ≈	5.8587e-1 (1.38e-2)
LIRCMOP13	5.2240e-1 (3.99e-3) ≈	5.2267e-1 (3.89e-3) ≈	5.2370e-1 (4.54e-3) ≈	5.2366e-1 (3.37e-3) ≈	5.2370e-1 (3.31e-3)
LIRCMOP14	5.4581e-1 (2.68e-3) ≈	5.4540e-1 (2.34e-3) ≈	5.4537e-1 (2.03e-3) ≈	5.4556e-1 (1.92e-3) ≈	5.4517e-1 (1.86e-3)
+/-/≈	0/1/13	0/0/14	0/1/13	0/0/14	

TABLE S-XXVI  
STATISTICAL RESULTS OF IGD+ OBTAINED BY DRLOS-CCMO AND VARIANTS WITH DIFFERENT PARAMETER SETTINGS ON LIR-CMOP BENCHMARK PROBLEMS. THE BEST RESULT IN EACH ROW IS HIGHLIGHTED

Problem	DRLOS-CCMOep1	DRLOS-CCMOep2	DRLOS-CCMOg1	DRLOS-CCMOg2	DRLOS-CCMO
LIRCMOP1	1.8426e-1 (4.38e-2) ≈	1.8993e-1 (4.45e-2) ≈	1.7677e-1 (5.81e-2) ≈	1.7829e-1 (3.38e-2) ≈	1.8166e-1 (4.80e-2)
LIRCMOP2	1.0002e-1 (3.35e-2) ≈	1.0283e-1 (3.56e-2) ≈	1.1940e-1 (3.62e-2) -	1.0929e-1 (2.87e-2) ≈	9.8504e-2 (3.06e-2)
LIRCMOP3	2.1503e-1 (4.44e-2) ≈	1.9886e-1 (6.12e-2) ≈	2.0144e-1 (5.08e-2) ≈	2.1695e-1 (3.72e-2) ≈	2.0504e-1 (5.76e-2)
LIRCMOP4	1.4692e-1 (3.63e-2) ≈	1.4584e-1 (3.83e-2) ≈	1.4323e-1 (3.49e-2) ≈	1.5622e-1 (3.43e-2) ≈	1.5243e-1 (3.14e-2)
LIRCMOP5	1.3944e-2 (2.90e-3) ≈	1.5013e-2 (4.01e-3) ≈	1.3721e-2 (3.28e-3) ≈	1.3920e-2 (1.95e-3) ≈	1.4657e-2 (6.31e-3)
LIRCMOP6	1.1166e-2 (1.81e-3) ≈	1.0527e-2 (1.50e-3) ≈	1.0649e-2 (1.54e-3) ≈	1.0945e-2 (1.24e-3) ≈	1.1160e-2 (1.55e-3)
LIRCMOP7	9.6390e-3 (7.62e-3) ≈	9.7052e-3 (1.32e-2) ≈	7.4972e-3 (1.51e-3) ≈	7.2467e-3 (1.06e-3) ≈	7.7800e-3 (3.10e-3)
LIRCMOP8	7.1910e-3 (2.59e-3) ≈	7.0776e-3 (9.97e-4) ≈	6.9092e-3 (5.22e-4) ≈	6.7466e-3 (3.60e-4) ≈	6.9280e-3 (6.95e-4)
LIRCMOP9	1.5606e-1 (3.19e-2) ≈	1.5377e-1 (2.75e-2) ≈	1.4496e-1 (3.24e-2) ≈	1.4747e-1 (3.61e-2) ≈	1.4893e-1 (3.47e-2)
LIRCMOP10	2.6086e-2 (1.23e-2) ≈	2.9537e-2 (2.12e-2) ≈	2.9048e-2 (1.70e-2) ≈	2.6909e-2 (1.83e-2) ≈	3.5973e-2 (2.44e-2)
LIRCMOP11	1.6591e-2 (1.46e-2) -	1.0833e-2 (1.00e-2) ≈	1.1812e-2 (7.41e-3) ≈	1.3521e-2 (1.19e-2) ≈	1.0432e-2 (9.45e-3)
LIRCMOP12	8.0698e-2 (5.87e-2) ≈	6.4820e-2 (2.64e-2) ≈	6.3786e-2 (2.37e-2) ≈	6.0376e-2 (2.59e-2) ≈	6.6395e-2 (2.30e-2)
LIRCMOP13	7.6265e-2 (3.97e-3) ≈	7.5759e-2 (3.69e-3) ≈	7.4953e-2 (4.50e-3) ≈	7.4833e-2 (3.48e-3) ≈	7.4755e-2 (3.32e-3)
LIRCMOP14	5.4360e-2 (2.54e-3) ≈	5.4721e-2 (2.30e-3) ≈	5.4644e-2 (2.13e-3) ≈	5.4483e-2 (1.81e-3) ≈	5.4903e-2 (1.88e-3)
+/-/≈	0/1/13	0/0/14	0/1/13	0/0/14	

TABLE S-XXVII  
STATISTICAL RESULTS OF HV OBTAINED BY DRLOS-MOEADDAE AND VARIANTS WITH DIFFERENT PARAMETER SETTINGS ON CF BENCHMARK PROBLEMS. THE BEST RESULT IN EACH ROW IS HIGHLIGHTED

Problem	DRLOS-MOEADDAEep1	DRLOS-MOEADDAEep2	DRLOS-MOEADDAEg1	DRLOS-MOEADDAEg2	DRLOS-MOEADDAE
CF1	5.6102e-1 (1.69e-3) ≈	5.5916e-1 (3.07e-3) ≈	5.5935e-1 (4.60e-3) ≈	5.6041e-1 (2.55e-3) ≈	5.5940e-1 (3.40e-3)
CF2	6.2802e-1 (2.95e-2) ≈	6.3292e-1 (3.30e-2) ≈	6.2519e-1 (3.87e-2) ≈	6.2208e-1 (3.76e-2) ≈	6.1770e-1 (5.18e-2)
CF3	1.8799e-1 (5.56e-2) +	1.5868e-1 (4.84e-2) ≈	1.5567e-1 (5.42e-2) ≈	1.8065e-1 (4.86e-2) +	1.5111e-1 (5.15e-2)
CF4	4.1368e-1 (5.48e-2) ≈	4.0668e-1 (7.27e-2) ≈	4.0516e-1 (5.86e-2) ≈	4.1565e-1 (4.92e-2) ≈	4.0961e-1 (5.13e-2)
CF5	2.9135e-1 (5.86e-2) ≈	2.9254e-1 (4.78e-2) ≈	2.9242e-1 (6.00e-2) ≈	2.8688e-1 (5.70e-2) ≈	2.7342e-1 (5.30e-2)
CF6	6.5573e-1 (5.67e-2) ≈	6.5640e-1 (3.38e-2) ≈	6.6744e-1 (1.21e-2) ≈	6.6244e-1 (4.89e-2) ≈	6.7018e-1 (8.62e-3)
CF7	3.9977e-1 (1.20e-1) ≈	4.1322e-1 (1.07e-1) ≈	4.0635e-1 (7.63e-2) ≈	4.4279e-1 (1.02e-1) ≈	4.0649e-1 (1.24e-1)
CF8	4.0200e-1 (4.84e-2) ≈	4.1519e-1 (4.01e-2) ≈	3.9903e-1 (5.47e-2) ≈	4.1187e-1 (4.04e-2) ≈	4.0312e-1 (5.99e-2)

TABLE S-XXVII  
 STATISTICAL RESULTS OF HV OBTAINED BY DRLOS-MOEADDAE AND VARIANTS WITH DIFFERENT PARAMETER SETTINGS ON CF BENCHMARK PROBLEMS. THE BEST RESULT IN EACH ROW IS HIGHLIGHTED (CONTINUED)

Problem	DRLOS-MOEADDAEep1	DRLOS-MOEADDAEep2	DRLOS-MOEADDAEg1	DRLOS-MOEADDAEg2	DRLOS-MOEADDAE
CF9	4.4752e-1 (3.22e-2) ≈	4.5460e-1 (2.28e-2) ≈	4.4730e-1 (3.83e-2) ≈	4.5703e-1 (5.79e-3) ≈	4.5692e-1 (6.15e-3)
CF10	2.2450e-1 (9.30e-2) ≈	2.8444e-1 (9.07e-2) ≈	2.7511e-1 (9.40e-2) ≈	2.4671e-1 (8.98e-2) ≈	2.6128e-1 (8.97e-2)
+/-/≈	1/0/9	0/0/10	0/0/10	1/0/9	

TABLE S-XXVIII  
 STATISTICAL RESULTS OF IGD+ OBTAINED BY DRLOS-MOEADDAE AND VARIANTS WITH DIFFERENT PARAMETER SETTINGS ON CF BENCHMARK PROBLEMS. THE BEST RESULT IN EACH ROW IS HIGHLIGHTED

Problem	DRLOS-MOEADDAEep1	DRLOS-MOEADDAEep2	DRLOS-MOEADDAEg1	DRLOS-MOEADDAEg2	DRLOS-MOEADDAE
CF1	3.7863e-3 (1.30e-3) +	5.2574e-3 (2.40e-3) ≈	5.1606e-3 (3.68e-3) ≈	4.2844e-3 (1.96e-3) ≈	5.0790e-3 (2.70e-3)
CF2	2.0451e-2 (1.34e-2) ≈	2.1063e-2 (1.83e-2) ≈	2.2693e-2 (1.87e-2) ≈	2.4053e-2 (1.72e-2) ≈	2.5583e-2 (2.75e-2)
CF3	2.2850e-1 (1.23e-1) +	2.8546e-1 (1.22e-1) ≈	3.1259e-1 (1.48e-1) ≈	2.3751e-1 (1.24e-1) ≈	3.0487e-1 (1.39e-1)
CF4	8.6390e-2 (5.03e-2) ≈	9.9780e-2 (7.96e-2) ≈	9.9645e-2 (5.79e-2) ≈	8.9350e-2 (4.83e-2) ≈	9.3645e-2 (4.90e-2)
CF5	2.1784e-1 (7.48e-2) ≈	2.1370e-1 (5.86e-2) ≈	2.1417e-1 (7.71e-2) ≈	2.1633e-1 (6.68e-2) ≈	2.3798e-1 (6.80e-2)
CF6	3.1127e-2 (3.40e-2) ≈	3.0620e-2 (1.75e-2) ≈	2.5326e-2 (1.04e-2) ≈	2.7277e-2 (3.04e-2) ≈	2.2752e-2 (7.15e-3)
CF7	2.2236e-1 (1.13e-1) ≈	2.1129e-1 (1.03e-1) ≈	2.0338e-1 (6.86e-2) ≈	1.8043e-1 (9.18e-2) ≈	2.0546e-1 (1.19e-1)
CF8	1.0057e-1 (3.86e-2) ≈	9.0599e-2 (3.05e-2) ≈	1.0401e-1 (4.11e-2) ≈	9.3927e-2 (3.39e-2) ≈	9.9690e-2 (4.83e-2)
CF9	5.0374e-2 (1.39e-2) ≈	4.6980e-2 (9.65e-3) ≈	5.0327e-2 (1.60e-2) ≈	4.6380e-2 (2.56e-3) ≈	4.6378e-2 (2.88e-3)
CF10	2.2954e-1 (1.40e-1) ≈	1.6427e-1 (1.17e-1) ≈	1.7635e-1 (1.24e-1) ≈	1.9979e-1 (1.31e-1) ≈	1.9639e-1 (1.44e-1)
+/-/≈	2/0/8	0/0/10	0/0/10	0/0/10	

TABLE S-XXIX  
 STATISTICAL RESULTS OF HV OBTAINED BY DRLOS-MOEADDAE AND VARIANTS WITH DIFFERENT PARAMETER SETTINGS ON DAS-CMOP BENCHMARK PROBLEMS. THE BEST RESULT IN EACH ROW IS HIGHLIGHTED

Problem	DRLOS-MOEADDAEep1	DRLOS-MOEADDAEep2	DRLOS-MOEADDAEg1	DRLOS-MOEADDAEg2	DRLOS-MOEADDAE
DASCMP1	9.9778e-2 (7.85e-2) -	1.7135e-1 (2.26e-3) ≈	1.7150e-1 (1.58e-3) ≈	1.6663e-1 (2.44e-2) ≈	1.7117e-1 (2.64e-3)
DASCMP2	3.2461e-1 (2.72e-2) ≈	3.1217e-1 (2.20e-2) ≈	3.1464e-1 (2.35e-2) ≈	3.2145e-1 (2.16e-2) ≈	3.1747e-1 (2.65e-2)
DASCMP3	2.3351e-1 (2.96e-2) ≈	2.2463e-1 (3.21e-2) ≈	2.3061e-1 (2.63e-2) ≈	2.2593e-1 (2.50e-2) ≈	2.2991e-1 (2.48e-2)
DASCMP4	2.0289e-1 (3.58e-3) ≈	2.0009e-1 (8.83e-3) ≈	2.0321e-1 (2.77e-3) ≈	2.0075e-1 (6.50e-3) ≈	2.0230e-1 (4.32e-3)
DASCMP5	3.4854e-1 (2.51e-3) ≈	3.4755e-1 (3.57e-3) ≈	3.4886e-1 (2.83e-3) ≈	3.4869e-1 (2.72e-3) ≈	3.4813e-1 (2.84e-3)
DASCMP6	2.9887e-1 (2.53e-2) ≈	2.9787e-1 (2.55e-2) ≈	3.0450e-1 (1.64e-2) ≈	2.9801e-1 (2.44e-2) ≈	3.0820e-1 (9.23e-3)
DASCMP7	2.8439e-1 (2.20e-3) +	2.8453e-1 (5.93e-4) ≈	2.8421e-1 (1.90e-3) ≈	2.8433e-1 (2.07e-3) ≈	2.8414e-1 (1.75e-3)
DASCMP8	2.0283e-1 (3.40e-3) ≈	2.0126e-1 (5.00e-3) ≈	2.0134e-1 (4.24e-3) ≈	2.0117e-1 (5.12e-3) ≈	2.0279e-1 (3.26e-3)
DASCMP9	1.2012e-1 (4.13e-2) ≈	1.4635e-1 (4.72e-2) +	1.3920e-1 (5.28e-2) ≈	1.3155e-1 (3.77e-2) ≈	1.2851e-1 (4.49e-2)
+/-/≈	1/1/7	1/0/8	0/0/9	0/0/9	

TABLE S-XXX  
 STATISTICAL RESULTS OF IGD+ OBTAINED BY DRLOS-MOEADDAE AND VARIANTS WITH DIFFERENT PARAMETER SETTINGS ON DAS-CMOP BENCHMARK PROBLEMS. THE BEST RESULT IN EACH ROW IS HIGHLIGHTED

Problem	DRLOS-MOEADDAEep1	DRLOS-MOEADDAEep2	DRLOS-MOEADDAEg1	DRLOS-MOEADDAEg2	DRLOS-MOEADDAE
DASCMP1	3.9368e-1 (2.61e-1) -	1.5894e-1 (3.53e-3) ≈	1.5881e-1 (2.69e-3) ≈	1.6934e-1 (5.64e-2) ≈	1.5920e-1 (3.90e-3)
DASCMP2	4.6070e-2 (4.34e-2) ≈	3.7006e-2 (1.87e-2) ≈	3.5154e-2 (2.00e-2) ≈	3.7704e-2 (2.95e-2) ≈	3.7001e-2 (3.04e-2)
DASCMP3	1.5476e-1 (5.95e-2) ≈	1.6894e-1 (6.11e-2) ≈	1.5879e-1 (4.95e-2) ≈	1.6597e-1 (4.81e-2) ≈	1.5792e-1 (4.59e-2)
DASCMP4	1.3899e-3 (1.99e-3) ≈	8.7594e-3 (3.58e-2) ≈	1.3814e-3 (1.82e-3) ≈	2.5967e-3 (3.56e-3) ≈	1.5892e-3 (1.96e-3)
DASCMP5	4.9583e-3 (2.36e-3) ≈	5.9234e-3 (3.67e-3) ≈	4.6635e-3 (2.79e-3) ≈	4.8731e-3 (2.65e-3) ≈	5.3318e-3 (2.65e-3)
DASCMP6	2.7464e-2 (4.66e-2) ≈	2.9667e-2 (4.69e-2) ≈	1.7811e-2 (2.73e-2) ≈	3.0826e-2 (4.58e-2) -	1.2580e-2 (1.54e-2)
DASCMP7	3.2016e-2 (4.76e-3) ≈	3.1414e-2 (1.72e-3) ≈	3.2371e-2 (4.23e-3) ≈	3.1613e-2 (4.45e-3) ≈	3.2002e-2 (3.71e-3)
DASCMP8	2.6756e-2 (4.86e-3) ≈	2.9019e-2 (7.03e-3) ≈	2.8796e-2 (6.02e-3) ≈	2.9128e-2 (7.67e-3) ≈	2.6790e-2 (4.78e-3)
DASCMP9	2.7522e-1 (1.36e-1) ≈	1.9259e-1 (1.56e-1) ≈	2.1806e-1 (1.73e-1) ≈	2.3681e-1 (1.25e-1) ≈	2.4978e-1 (1.49e-1)
+/-/≈	0/1/8	0/0/9	0/0/9	0/1/8	

TABLE S-XXXI  
STATISTICAL RESULTS OF HV OBTAINED BY DRLOS-MOEADDAE AND VARIANTS WITH DIFFERENT PARAMETER SETTINGS ON DOC BENCHMARK PROBLEMS. THE BEST RESULT IN EACH ROW IS HIGHLIGHTED

Problem	DRLOS-MOEADDAEep1	DRLOS-MOEADDAEep2	DRLOS-MOEADDAEg1	DRLOS-MOEADDAEg2	DRLOS-MOEADDAE
DOC1	2.2348e-1 (3.22e-2) ≈	2.1559e-1 (3.50e-2) ≈	2.0956e-1 (4.05e-2) ≈	2.2373e-1 (3.46e-2) ≈	2.1717e-1 (4.42e-2)
DOC2	NaN (NaN)	NaN (NaN)	NaN (NaN)	NaN (NaN)	NaN (NaN)
DOC3	NaN (NaN)	NaN (NaN)	NaN (NaN)	NaN (NaN)	NaN (NaN)
DOC4	4.2607e-2 (9.02e-2) ≈	4.5503e-2 (9.06e-2) ≈	4.2713e-2 (1.00e-1) ≈	2.9086e-2 (7.91e-2) ≈	5.8476e-2 (1.05e-1)
DOC5	NaN (NaN)	NaN (NaN)	NaN (NaN)	NaN (NaN)	NaN (NaN)
DOC6	0.0000e+0 (0.00e+0) ≈	1.2056e-3 (5.01e-3) ≈	3.4966e-3 (1.92e-2) ≈	8.2177e-4 (4.50e-3) ≈	4.1556e-3 (1.72e-2)
DOC7	2.0380e-2 (5.83e-2) ≈	0.0000e+0 (0.00e+0) ≈	0.0000e+0 (0.00e+0) ≈	9.6361e-3 (4.20e-2) ≈	0.0000e+0 (0.00e+0)
DOC8	0.0000e+0 (0.00e+0) ≈	0.0000e+0 (0.00e+0) ≈	0.0000e+0 (0.00e+0) ≈	0.0000e+0 (0.00e+0) ≈	0.0000e+0 (0.00e+0)
DOC9	0.0000e+0 (0.00e+0) ≈	0.0000e+0 (0.00e+0) ≈	0.0000e+0 (0.00e+0) ≈	0.0000e+0 (0.00e+0) ≈	0.0000e+0 (0.00e+0)
+/-/≈	0/0/6	0/0/6	0/0/6	0/0/6	

TABLE S-XXXII  
STATISTICAL RESULTS OF IGD+ OBTAINED BY DRLOS-MOEADDAE AND VARIANTS WITH DIFFERENT PARAMETER SETTINGS ON DOC BENCHMARK PROBLEMS. THE BEST RESULT IN EACH ROW IS HIGHLIGHTED

Problem	DRLOS-MOEADDAEep1	DRLOS-MOEADDAEep2	DRLOS-MOEADDAEg1	DRLOS-MOEADDAEg2	DRLOS-MOEADDAE
DOC1	8.5004e-2 (6.32e-2) ≈	9.2101e-2 (7.18e-2) ≈	1.0056e-1 (8.70e-2) ≈	6.9446e-2 (3.00e-2) ≈	9.0927e-2 (7.58e-2)
DOC2	NaN (NaN)	NaN (NaN)	NaN (NaN)	NaN (NaN)	NaN (NaN)
DOC3	NaN (NaN)	NaN (NaN)	NaN (NaN)	NaN (NaN)	NaN (NaN)
DOC4	1.5215e+0 (8.13e-1) -	1.3110e+0 (8.21e-1) ≈	1.1879e+0 (7.09e-1) ≈	1.4747e+0 (9.57e-1) ≈	1.0128e+0 (5.73e-1)
DOC5	NaN (NaN)	NaN (NaN)	NaN (NaN)	NaN (NaN)	NaN (NaN)
DOC6	2.1850e+0 (7.37e-1) ≈	2.1668e+0 (7.97e-1) ≈	2.1464e+0 (8.53e-1) ≈	1.9289e+0 (6.03e-1) ≈	2.2171e+0 (1.04e+0)
DOC7	3.1948e+0 (1.94e+0) ≈	3.7120e+0 (2.07e+0) ≈	3.6006e+0 (1.81e+0) ≈	2.6530e+0 (1.54e+0) ≈	3.5655e+0 (2.53e+0)
DOC8	8.6286e+1 (6.58e+1) ≈	1.1160e+2 (8.74e+1) ≈	8.3924e+1 (6.34e+1) ≈	1.2267e+2 (9.46e+1) ≈	1.1700e+2 (8.66e+1)
DOC9	1.6829e-1 (1.43e-1) -	1.5026e-1 (1.46e-1) ≈	1.3650e-1 (1.21e-1) ≈	1.5781e-1 (1.30e-1) ≈	1.0490e-1 (1.10e-1)
+/-/≈	0/2/4	0/0/6	0/0/6	0/0/6	

TABLE S-XXXIII  
STATISTICAL RESULTS OF HV OBTAINED BY DRLOS-MOEADDAE AND VARIANTS WITH DIFFERENT PARAMETER SETTINGS ON LIR-CMOP BENCHMARK PROBLEMS. THE BEST RESULT IN EACH ROW IS HIGHLIGHTED

Problem	DRLOS-MOEADDAEep1	DRLOS-MOEADDAEep2	DRLOS-MOEADDAEg1	DRLOS-MOEADDAEg2	DRLOS-MOEADDAE
LIRCMOP1	1.8685e-1 (8.68e-3) ≈	1.7829e-1 (1.94e-2) ≈	1.8061e-1 (1.89e-2) ≈	1.8091e-1 (1.72e-2) ≈	1.8646e-1 (9.22e-3)
LIRCMOP2	2.7353e-1 (2.64e-2) ≈	2.7706e-1 (3.17e-2) ≈	2.7975e-1 (2.17e-2) ≈	2.7634e-1 (2.36e-2) ≈	2.7347e-1 (2.65e-2)
LIRCMOP3	1.5733e-1 (7.72e-3) ≈	1.6010e-1 (7.23e-3) ≈	1.5824e-1 (1.12e-2) ≈	1.5664e-1 (7.97e-3) ≈	1.5824e-1 (1.51e-2)
LIRCMOP4	2.3272e-1 (1.44e-2) ≈	2.2445e-1 (1.67e-2) ≈	2.3467e-1 (1.06e-2) ≈	2.3475e-1 (1.56e-2) ≈	2.3061e-1 (1.41e-2)
LIRCMOP5	1.4314e-1 (2.71e-2) ≈	1.4877e-1 (2.43e-2) ≈	1.4237e-1 (2.24e-2) ≈	1.4744e-1 (2.85e-2) ≈	1.4556e-1 (1.87e-2)
LIRCMOP6	1.2323e-1 (1.52e-2) ≈	1.2135e-1 (1.94e-2) ≈	1.2249e-1 (1.65e-2) ≈	1.1813e-1 (1.36e-2) ≈	1.1840e-1 (1.77e-2)
LIRCMOP7	2.4276e-1 (1.08e-2) ≈	2.4606e-1 (7.38e-3) ≈	2.3986e-1 (1.14e-2) ≈	2.4505e-1 (8.74e-3) ≈	2.4143e-1 (1.15e-2)
LIRCMOP8	2.4158e-1 (9.26e-3) ≈	2.3899e-1 (1.18e-2) ≈	2.4383e-1 (1.36e-2) ≈	2.4332e-1 (9.02e-3) ≈	2.4105e-1 (1.13e-2)
LIRCMOP9	4.2959e-1 (1.06e-1) ≈	4.6819e-1 (7.93e-2) ≈	4.4844e-1 (9.34e-2) ≈	4.3062e-1 (1.14e-1) ≈	4.5037e-1 (8.45e-2)
LIRCMOP10	6.1164e-1 (1.05e-1) ≈	6.2300e-1 (1.24e-1) ≈	6.4119e-1 (8.26e-2) ≈	5.7037e-1 (1.45e-1) ≈	6.1235e-1 (1.53e-1)
LIRCMOP11	6.5816e-1 (6.06e-2) ≈	6.3407e-1 (1.25e-1) ≈	6.0649e-1 (1.48e-1) ≈	6.6835e-1 (4.44e-2) ≈	6.2257e-1 (1.44e-1)
LIRCMOP12	5.3943e-1 (4.76e-2) ≈	5.3907e-1 (4.86e-2) ≈	5.4959e-1 (3.26e-2) ≈	5.5400e-1 (2.82e-2) ≈	5.5036e-1 (3.26e-2)
LIRCMOP13	5.5546e-1 (1.31e-3) ≈	5.5551e-1 (1.33e-3) ≈	5.5595e-1 (1.32e-3) ≈	5.5554e-1 (1.28e-3) ≈	5.5605e-1 (1.34e-3)
LIRCMOP14	5.5099e-1 (1.19e-3) ≈	5.5116e-1 (1.39e-3) ≈	5.5120e-1 (9.20e-4) ≈	5.5112e-1 (1.24e-3) ≈	5.5097e-1 (1.17e-3)
+/-/≈	0/0/14	0/0/14	0/0/14	0/0/14	



TABLE S-XXXIV  
 STATISTICAL RESULTS OF IGD+ OBTAINED BY DRLOS-MOEADDAE AND VARIANTS WITH DIFFERENT PARAMETER SETTINGS ON LIR-CMOP BENCHMARK PROBLEMS. THE BEST RESULT IN EACH ROW IS HIGHLIGHTED

Problem	DRLOS-MOEADDAEep1	DRLOS-MOEADDAEep2	DRLOS-MOEADDAEg1	DRLOS-MOEADDAEg2	DRLOS-MOEADDAE
LIRCMOP1	1.0577e-1 (1.93e-2) ≈	1.1999e-1 (5.12e-2) –	1.1482e-1 (4.27e-2) ≈	1.1657e-1 (3.26e-2) ≈	1.0514e-1 (1.66e-2)
LIRCMOP2	9.3696e-2 (4.08e-2) ≈	9.0296e-2 (5.34e-2) ≈	8.6141e-2 (3.20e-2) ≈	8.9113e-2 (3.55e-2) ≈	9.4115e-2 (3.87e-2)
LIRCMOP3	1.4513e-1 (2.76e-2) ≈	1.3419e-1 (2.90e-2) ≈	1.3574e-1 (3.84e-2) ≈	1.3931e-1 (2.88e-2) ≈	1.4124e-1 (4.18e-2)
LIRCMOP4	1.1539e-1 (2.31e-2) ≈	1.2859e-1 (2.75e-2) ≈	1.1163e-1 (1.75e-2) ≈	1.1147e-1 (2.58e-2) ≈	1.1815e-1 (2.28e-2)
LIRCMOP5	2.6372e-1 (6.71e-2) ≈	2.4932e-1 (5.96e-2) ≈	2.6483e-1 (5.60e-2) ≈	2.5338e-1 (6.96e-2) ≈	2.5638e-1 (4.66e-2)
LIRCMOP6	2.7802e-1 (5.54e-2) ≈	2.8395e-1 (7.14e-2) ≈	2.8035e-1 (6.13e-2) ≈	2.9726e-1 (4.93e-2) ≈	2.9540e-1 (6.39e-2)
LIRCMOP7	1.1675e-1 (2.88e-2) ≈	1.0817e-1 (1.91e-2) ≈	1.2474e-1 (3.02e-2) ≈	1.1081e-1 (2.28e-2) ≈	1.2048e-1 (3.04e-2)
LIRCMOP8	1.2057e-1 (2.42e-2) ≈	1.2732e-1 (3.12e-2) ≈	1.1491e-1 (3.54e-2) ≈	1.1597e-1 (2.36e-2) ≈	1.2194e-1 (2.96e-2)
LIRCMOP9	2.8368e-1 (2.57e-1) ≈	1.9111e-1 (1.93e-1) ≈	2.3803e-1 (2.27e-1) ≈	2.8546e-1 (2.77e-1) ≈	2.3429e-1 (2.05e-1)
LIRCMOP10	1.0484e-1 (1.16e-1) ≈	1.0002e-1 (1.62e-1) ≈	7.3121e-2 (8.55e-2) ≈	1.5730e-1 (1.79e-1) ≈	1.1618e-1 (2.09e-1)
LIRCMOP11	5.6929e-2 (1.01e-1) ≈	1.0536e-1 (2.26e-1) ≈	1.5434e-1 (2.68e-1) ≈	4.2089e-2 (7.43e-2) ≈	1.2628e-1 (2.63e-1)
LIRCMOP12	1.6908e-1 (1.42e-1) ≈	1.6421e-1 (1.34e-1) ≈	1.3573e-1 (9.01e-2) ≈	1.3511e-1 (8.94e-2) ≈	1.3288e-1 (8.04e-2)
LIRCMOP13	4.3174e-2 (1.28e-3) ≈	4.3137e-2 (1.19e-3) ≈	4.2829e-2 (1.23e-3) ≈	4.3231e-2 (1.23e-3) ≈	4.2671e-2 (1.20e-3)
LIRCMOP14	4.8743e-2 (1.23e-3) ≈	4.8577e-2 (1.26e-3) ≈	4.8521e-2 (1.01e-3) ≈	4.8532e-2 (1.14e-3) ≈	4.8875e-2 (1.13e-3)
+/-/≈	0/0/14	0/1/13	0/0/14	0/0/14	

TABLE S-XXXV  
 STATISTICAL RESULTS OF HV OBTAINED BY DRLOS-EMCMO AND VARIANTS WITH DIFFERENT PARAMETER SETTINGS ON CF BENCHMARK PROBLEMS. THE BEST RESULT IN EACH ROW IS HIGHLIGHTED.

Problem	DRLOS-EMCMOep1	DRLOS-EMCMOep2	DRLOS-EMCMOg1	DRLOS-EMCMOg2	DRLOS-EMCMO
CF1	5.6311e-1 (5.09e-4) –	5.6349e-1 (4.42e-4) ≈	5.6345e-1 (4.32e-4) ≈	5.6341e-1 (4.71e-4) ≈	5.6343e-1 (4.18e-4)
CF2	6.7165e-1 (2.95e-3) ≈	6.7202e-1 (3.03e-3) ≈	6.7145e-1 (3.52e-3) ≈	6.7127e-1 (3.24e-3) ≈	6.7170e-1 (3.41e-3)
CF3	1.9373e-1 (6.00e-2) ≈	1.9946e-1 (5.84e-2) ≈	1.8916e-1 (5.83e-2) ≈	2.1131e-1 (5.99e-2) ≈	2.0155e-1 (4.98e-2)
CF4	4.7158e-1 (1.01e-2) ≈	4.7417e-1 (1.34e-2) ≈	4.7446e-1 (1.32e-2) ≈	4.7554e-1 (1.82e-2) ≈	4.7513e-1 (1.12e-2)
CF5	3.1586e-1 (7.97e-2) ≈	2.8549e-1 (9.17e-2) ≈	2.9251e-1 (8.58e-2) ≈	2.6773e-1 (7.64e-2) –	3.3080e-1 (8.71e-2)
CF6	6.6831e-1 (4.67e-3) ≈	6.6358e-1 (1.23e-2) ≈	6.6880e-1 (4.30e-3) ≈	6.6593e-1 (8.49e-3) ≈	6.6654e-1 (6.98e-3)
CF7	5.1444e-1 (1.09e-1) ≈	5.1679e-1 (8.20e-2) ≈	5.1846e-1 (7.69e-2) ≈	5.2158e-1 (5.41e-2) ≈	4.9553e-1 (1.21e-1)
CF8	2.8976e-1 (4.05e-2) ≈	2.9021e-1 (3.20e-2) ≈	2.8860e-1 (3.57e-2) ≈	2.8354e-1 (3.19e-2) ≈	2.9022e-1 (2.70e-2)
CF9	3.8965e-1 (2.02e-2) ≈	3.9044e-1 (1.91e-2) ≈	3.8885e-1 (1.69e-2) ≈	3.9346e-1 (1.94e-2) ≈	3.9006e-1 (2.07e-2)
CF10	1.4703e-1 (5.63e-2) ≈	1.5399e-1 (4.63e-2) ≈	1.5419e-1 (4.24e-2) ≈	1.4929e-1 (3.90e-2) ≈	1.4939e-1 (5.13e-2)
+/-/≈	0/1/9	0/0/10	0/0/10	0/1/9	

TABLE S-XXXVI  
 STATISTICAL RESULTS OF IGD+ OBTAINED BY DRLOS-EMCMO AND VARIANTS WITH DIFFERENT PARAMETER SETTINGS ON CF BENCHMARK PROBLEMS. THE BEST RESULT IN EACH ROW IS HIGHLIGHTED

Problem	DRLOS-EMCMOep1	DRLOS-EMCMOep2	DRLOS-EMCMOg1	DRLOS-EMCMOg2	DRLOS-EMCMO
CF1	2.4580e-3 (4.19e-4) –	2.1440e-3 (3.63e-4) ≈	2.1788e-3 (3.54e-4) ≈	2.2112e-3 (3.87e-4) ≈	2.1957e-3 (3.45e-4)
CF2	7.0414e-3 (2.50e-3) ≈	7.1175e-3 (2.75e-3) ≈	7.3630e-3 (3.16e-3) ≈	7.6700e-3 (2.75e-3) ≈	6.7656e-3 (2.69e-3)
CF3	1.9360e-1 (6.71e-2) ≈	1.8307e-1 (6.77e-2) ≈	1.9194e-1 (6.69e-2) ≈	1.7160e-1 (7.09e-2) ≈	1.8764e-1 (6.02e-2)
CF4	4.2656e-2 (6.16e-3) ≈	4.0947e-2 (8.95e-3) ≈	4.1207e-2 (8.41e-3) ≈	3.9970e-2 (1.18e-2) ≈	4.0393e-2 (7.07e-3)
CF5	1.9023e-1 (8.93e-2) ≈	2.1212e-1 (1.01e-1) ≈	1.9442e-1 (8.41e-2) ≈	2.2512e-1 (8.76e-2) –	1.6987e-1 (9.96e-2)
CF6	2.6653e-2 (3.41e-3) ≈	3.0766e-2 (1.03e-2) ≈	2.6683e-2 (2.67e-3) ≈	2.8468e-2 (6.60e-3) ≈	2.8311e-2 (5.73e-3)
CF7	1.2342e-1 (1.01e-1) ≈	1.2765e-1 (9.51e-2) ≈	1.1662e-1 (5.25e-2) ≈	1.2276e-1 (5.22e-2) ≈	1.4147e-1 (1.10e-1)
CF8	1.6994e-1 (3.23e-2) ≈	1.5980e-1 (2.59e-2) ≈	1.6571e-1 (2.91e-2) ≈	1.7173e-1 (3.28e-2) ≈	1.6727e-1 (2.80e-2)
CF9	8.4570e-2 (1.23e-2) ≈	8.5716e-2 (1.35e-2) ≈	8.8788e-2 (1.22e-2) ≈	8.4003e-2 (1.35e-2) ≈	8.4547e-2 (1.32e-2)
CF10	2.7420e-1 (8.50e-2) ≈	2.6708e-1 (8.09e-2) ≈	2.5401e-1 (8.44e-2) ≈	2.5370e-1 (6.62e-2) ≈	2.6734e-1 (7.38e-2)
+/-/≈	0/1/9	0/0/10	0/0/10	0/1/9	

TABLE S-XXXVII  
 STATISTICAL RESULTS OF HV OBTAINED BY DRLOS-EMCMO AND VARIANTS WITH DIFFERENT PARAMETER SETTINGS ON DAS-CMOP BENCHMARK PROBLEMS. THE BEST RESULT IN EACH ROW IS HIGHLIGHTED

Problem	DRLOS-EMCMOep1	DRLOS-EMCMOep2	DRLOS-EMCMOg1	DRLOS-EMCMOg2	DRLOS-EMCMO
DASCMP1	2.1115e-1 (7.76e-4) ≈	2.1116e-1 (5.62e-4) ≈	2.1109e-1 (8.90e-4) ≈	2.1130e-1 (7.27e-4) ≈	2.1122e-1 (7.81e-4)
DASCMP2	3.5423e-1 (3.10e-4) +	3.5408e-1 (3.23e-4) ≈	3.5414e-1 (3.39e-4) ≈	3.5407e-1 (3.84e-4) ≈	3.5405e-1 (2.67e-4)
DASCMP3	3.0985e-1 (2.90e-3) ≈	3.0976e-1 (3.90e-3) ≈	3.1036e-1 (1.21e-3) ≈	3.0942e-1 (2.61e-3) ≈	3.0916e-1 (2.89e-3)
DASCMP4	1.9155e-1 (2.55e-2) ≈	1.9165e-1 (2.49e-2) ≈	1.9439e-1 (1.58e-2) ≈	1.9987e-1 (8.27e-3) +	1.7883e-1 (4.36e-2)
DASCMP5	3.2051e-1 (6.64e-2) ≈	3.4446e-1 (1.55e-2) ≈	3.4563e-1 (1.85e-2) ≈	3.4583e-1 (1.35e-2) ≈	3.4533e-1 (1.26e-2)
DASCMP6	2.9716e-1 (4.46e-2) ≈	2.9525e-1 (4.56e-2) ≈	2.6313e-1 (8.32e-2) ≈	2.9451e-1 (4.58e-2) ≈	2.9414e-1 (3.54e-2)
DASCMP7	2.3711e-1 (4.65e-2) ≈	2.3971e-1 (5.24e-2) ≈	2.6935e-1 (3.57e-2) +	2.5162e-1 (4.97e-2) ≈	2.3065e-1 (6.40e-2)
DASCMP8	1.7746e-1 (4.23e-2) ≈	1.8183e-1 (4.99e-2) ≈	1.8326e-1 (4.10e-2) ≈	1.7477e-1 (5.34e-2) ≈	1.9030e-1 (2.98e-2)
DASCMP9	2.0481e-1 (5.54e-4) ≈	2.0482e-1 (5.18e-4) ≈	2.0468e-1 (4.44e-4) ≈	2.0478e-1 (4.78e-4) ≈	2.0477e-1 (4.38e-4)
+/-/≈	1/0/8	0/0/9	1/0/8	1/0/8	

TABLE S-XXXVIII  
 STATISTICAL RESULTS OF IGD+ OBTAINED BY DRLOS-EMCMO AND VARIANTS WITH DIFFERENT PARAMETER SETTINGS ON DAS-CMOP BENCHMARK PROBLEMS. THE BEST RESULT IN EACH ROW IS HIGHLIGHTED

Problem	DRLOS-EMCMOep1	DRLOS-EMCMOep2	DRLOS-EMCMOg1	DRLOS-EMCMOg2	DRLOS-EMCMO
DASCMP1	2.5319e-3 (2.08e-4) ≈	2.5194e-3 (1.84e-4) ≈	2.5347e-3 (2.75e-4) ≈	2.4889e-3 (2.11e-4) ≈	2.5278e-3 (2.52e-4)
DASCMP2	4.3746e-3 (2.97e-4) ≈	4.4119e-3 (3.04e-4) ≈	4.3926e-3 (2.61e-4) ≈	4.4188e-3 (3.41e-4) ≈	4.5000e-3 (2.92e-4)
DASCMP3	9.1729e-3 (9.11e-3) ≈	7.5525e-3 (3.26e-3) +	7.5964e-3 (2.65e-3) +	9.2676e-3 (6.62e-3) ≈	9.2764e-3 (5.89e-3)
DASCMP4	1.6759e-2 (6.25e-2) ≈	1.6850e-2 (5.45e-2) ≈	8.4762e-3 (1.80e-2) ≈	3.3917e-3 (6.98e-3) +	4.5370e-2 (1.05e-1)
DASCMP5	5.0726e-2 (1.13e-1) ≈	1.1131e-2 (2.31e-2) ≈	8.9423e-3 (2.53e-2) ≈	8.8942e-3 (1.92e-2) ≈	9.7416e-3 (1.92e-2)
DASCMP6	3.1469e-2 (8.32e-2) ≈	3.2825e-2 (8.33e-2) ≈	9.7329e-2 (1.58e-1) ≈	3.6245e-2 (8.60e-2) ≈	3.8780e-2 (7.10e-2)
DASCMP7	1.2583e-1 (9.52e-2) ≈	1.2128e-1 (1.13e-1) ≈	6.3953e-2 (8.62e-2) +	9.9100e-2 (1.10e-1) ≈	1.4519e-1 (1.45e-1)
DASCMP8	7.1919e-2 (8.58e-2) ≈	6.5374e-2 (9.99e-2) ≈	6.0863e-2 (8.33e-2) ≈	8.1704e-2 (1.25e-1) ≈	4.6088e-2 (5.16e-2)
DASCMP9	2.1557e-2 (9.71e-4) ≈	2.1496e-2 (1.11e-3) ≈	2.1641e-2 (8.39e-4) ≈	2.1608e-2 (9.20e-4) ≈	2.1323e-2 (1.10e-3)
+/-/≈	0/0/9	1/0/8	2/0/7	1/0/8	

TABLE S-XXXIX  
 STATISTICAL RESULTS OF HV OBTAINED BY DRLOS-EMCMO AND VARIANTS WITH DIFFERENT PARAMETER SETTINGS ON DOC BENCHMARK PROBLEMS. THE BEST RESULT IN EACH ROW IS HIGHLIGHTED

Problem	DRLOS-EMCMOep1	DRLOS-EMCMOep2	DRLOS-EMCMOg1	DRLOS-EMCMOg2	DRLOS-EMCMO
DOC1	3.4541e-1 (5.47e-4) ≈	3.4586e-1 (4.63e-4) +	3.4565e-1 (3.64e-4) ≈	3.4551e-1 (5.01e-4) ≈	3.4550e-1 (5.73e-4)
DOC2	5.1716e-1 (1.23e-1) ≈	5.5928e-1 (1.04e-1) ≈	5.5821e-1 (1.04e-1) ≈	5.5334e-1 (1.19e-1) ≈	5.7595e-1 (7.72e-2)
DOC3	6.7798e-3 (3.49e-2) ≈	2.0956e-2 (6.41e-2) ≈	7.8289e-3 (3.84e-2) ≈	2.7810e-3 (1.44e-2) ≈	9.1084e-3 (3.06e-2)
DOC4	5.2455e-1 (5.59e-3) ≈	5.2236e-1 (8.76e-3) ≈	5.2349e-1 (7.60e-3) ≈	5.2001e-1 (1.71e-2) ≈	5.1684e-1 (4.06e-2)
DOC5	4.0583e-1 (1.47e-1) ≈	4.0168e-1 (1.50e-1) ≈	3.7337e-1 (1.75e-1) ≈	4.0888e-1 (1.27e-1) ≈	3.8120e-1 (1.79e-1)
DOC6	5.1231e-1 (1.13e-2) ≈	5.0474e-1 (2.80e-2) ≈	5.0626e-1 (4.57e-2) ≈	5.1087e-1 (8.85e-3) ≈	5.0181e-1 (4.65e-2)
DOC7	3.8101e-1 (1.64e-1) ≈	4.0934e-1 (1.57e-1) ≈	3.8901e-1 (1.68e-1) ≈	3.9383e-1 (1.75e-1) ≈	3.9080e-1 (1.88e-1)
DOC8	4.7632e-1 (1.67e-1) ≈	5.5190e-1 (1.07e-1) ≈	5.4429e-1 (1.15e-1) ≈	5.0395e-1 (1.43e-1) ≈	5.2609e-1 (1.17e-1)
DOC9	NaN (NaN)	NaN (NaN)	NaN (NaN)	NaN (NaN)	NaN (NaN)
+/-/≈	0/0/8	1/0/7	0/0/8	0/0/8	

TABLE S-XXXX  
 STATISTICAL RESULTS OF IGD+ OBTAINED BY DRLOS-EMCMO AND VARIANTS WITH DIFFERENT PARAMETER SETTINGS ON DOC BENCHMARK PROBLEMS. THE BEST RESULT IN EACH ROW IS HIGHLIGHTED

Problem	DRLOS-EMCMOep1	DRLOS-EMCMOep2	DRLOS-EMCMOg1	DRLOS-EMCMOg2	DRLOS-EMCMO
DOC1	2.6486e-3 (1.57e-4) ≈	2.5866e-3 (1.39e-4) ≈	2.5980e-3 (1.21e-4) ≈	2.6627e-3 (1.60e-4) ≈	2.6377e-3 (1.82e-4)
DOC2	9.7373e-2 (1.15e-1) ≈	5.6909e-2 (9.33e-2) ≈	6.0250e-2 (9.75e-2) ≈	6.3638e-2 (1.09e-1) ≈	4.3113e-2 (7.17e-2)
DOC3	6.4261e+2 (4.48e+2) ≈	5.2478e+2 (4.16e+2) ≈	6.4525e+2 (4.87e+2) ≈	4.9604e+2 (3.89e+2) ≈	6.0270e+2 (4.85e+2)

TABLE S-XXXX  
 STATISTICAL RESULTS OF IGD+ OBTAINED BY DRLOS-EMCMO AND VARIANTS WITH DIFFERENT PARAMETER SETTINGS ON DOC BENCHMARK PROBLEMS. THE BEST RESULT IN EACH ROW IS HIGHLIGHTED (CONTINUED)

Problem	DRLOS-EMCMOep1	DRLOS-EMCMOep2	DRLOS-EMCMOg1	DRLOS-EMCMOg2	DRLOS-EMCMO
DOC4	3.3165e-2 (4.76e-3) ≈	3.5156e-2 (7.82e-3) ≈	3.4028e-2 (6.70e-3) ≈	3.7475e-2 (1.64e-2) ≈	4.1216e-2 (4.26e-2)
DOC5	1.8448e+1 (5.70e+1) ≈	1.4567e+1 (4.22e+1) ≈	2.1818e+1 (5.00e+1) ≈	9.4032e+0 (3.49e+1) ≈	2.1808e+1 (5.00e+1)
DOC6	3.3438e-3 (1.23e-3) ≈	5.8470e-3 (1.27e-2) ≈	9.7802e-3 (3.47e-2) ≈	2.9102e-3 (3.72e-4) ≈	9.4061e-3 (3.24e-2)
DOC7	1.4689e-1 (2.73e-1) ≈	1.1095e-1 (2.47e-1) ≈	1.2196e-1 (2.37e-1) ≈	1.3284e-1 (2.73e-1) ≈	1.4072e-1 (2.67e-1)
DOC8	3.2658e-1 (1.89e-1) ≈	2.5195e-1 (8.02e-2) ≈	2.5905e-1 (8.76e-2) ≈	2.9399e-1 (1.19e-1) ≈	2.7264e-1 (8.88e-2)
DOC9	5.2847e-2 (9.25e-3) ≈	5.4259e-2 (1.12e-2) ≈	5.0402e-2 (1.15e-2) ≈	5.2657e-2 (1.25e-2) ≈	5.0283e-2 (9.22e-3)
+/-/≈	0/0/9	0/0/9	0/0/9	0/0/9	

TABLE S-XXXXI  
 STATISTICAL RESULTS OF HV OBTAINED BY DRLOS-EMCMO AND VARIANTS WITH DIFFERENT PARAMETER SETTINGS ON LIR-CMOP BENCHMARK PROBLEMS. THE BEST RESULT IN EACH ROW IS HIGHLIGHTED

Problem	DRLOS-EMCMOep1	DRLOS-EMCMOep2	DRLOS-EMCMOg1	DRLOS-EMCMOg2	DRLOS-EMCMO
LIRCPOP1	1.4207e-1 (1.67e-2) ≈	1.4126e-1 (2.29e-2) ≈	1.4345e-1 (2.58e-2) ≈	1.4368e-1 (1.65e-2) ≈	1.4210e-1 (1.90e-2)
LIRCPOP2	2.6567e-1 (2.86e-2) ≈	2.6620e-1 (2.40e-2) ≈	2.7132e-1 (2.79e-2) ≈	2.6784e-1 (2.69e-2) ≈	2.6388e-1 (2.75e-2)
LIRCPOP3	1.2214e-1 (1.46e-2) ≈	1.2084e-1 (1.57e-2) ≈	1.1658e-1 (1.22e-2) ≈	1.1530e-1 (1.39e-2) ≈	1.1822e-1 (1.61e-2)
LIRCPOP4	2.1489e-1 (1.26e-2) ≈	2.1786e-1 (1.93e-2) ≈	2.1172e-1 (1.71e-2) ≈	2.1658e-1 (2.17e-2) ≈	2.1807e-1 (1.98e-2)
LIRCPOP5	2.8607e-1 (2.30e-3) ≈	2.8553e-1 (2.02e-3) ≈	2.8564e-1 (3.98e-3) ≈	2.8549e-1 (2.63e-3) ≈	2.8301e-1 (1.38e-2)
LIRCPOP6	1.9385e-1 (8.51e-4) ≈	1.9391e-1 (8.45e-4) ≈	1.9353e-1 (1.26e-3) ≈	1.9381e-1 (8.86e-4) ≈	1.9379e-1 (1.07e-3)
LIRCPOP7	2.9324e-1 (1.50e-3) ≈	2.9316e-1 (1.58e-3) ≈	2.9239e-1 (6.78e-3) ≈	2.9135e-1 (8.87e-3) ≈	2.9240e-1 (4.63e-3)
LIRCPOP8	2.9344e-1 (2.31e-3) ≈	2.9387e-1 (3.02e-4) ≈	2.9391e-1 (2.14e-4) +	2.9309e-1 (3.68e-3) ≈	2.9365e-1 (9.30e-4)
LIRCPOP9	4.4374e-1 (1.44e-2) ≈	4.4164e-1 (1.76e-2) ≈	4.4041e-1 (1.60e-2) ≈	4.4277e-1 (1.91e-2) ≈	4.4138e-1 (2.17e-2)
LIRCPOP10	6.8891e-1 (1.09e-2) ≈	6.8922e-1 (1.06e-2) ≈	6.8877e-1 (8.86e-3) ≈	6.8564e-1 (1.28e-2) ≈	6.8631e-1 (1.23e-2)
LIRCPOP11	6.7983e-1 (8.19e-3) ≈	6.8241e-1 (8.74e-3) ≈	6.8180e-1 (9.88e-3) ≈	6.7845e-1 (8.38e-3) -	6.8144e-1 (9.55e-3)
LIRCPOP12	5.7212e-1 (2.78e-2) ≈	5.8210e-1 (1.73e-2) ≈	5.8028e-1 (1.36e-2) ≈	5.8517e-1 (1.72e-2) +	5.7470e-1 (1.69e-2)
LIRCPOP13	5.3282e-1 (4.47e-3) ≈	5.3271e-1 (4.02e-3) ≈	5.3363e-1 (3.22e-3) ≈	5.3357e-1 (4.08e-3) ≈	5.3441e-1 (3.20e-3)
LIRCPOP14	5.4871e-1 (1.90e-3) ≈	5.4860e-1 (2.02e-3) ≈	5.4941e-1 (1.87e-3) +	5.4879e-1 (1.79e-3) ≈	5.4856e-1 (1.82e-3)
+/-/≈	0/0/14	0/0/14	2/0/12	1/1/12	

TABLE S-XXXXII  
 STATISTICAL RESULTS OF IGD+ OBTAINED BY DRLOS-EMCMO AND VARIANTS WITH DIFFERENT PARAMETER SETTINGS ON LIR-CMOP BENCHMARK PROBLEMS. THE BEST RESULT IN EACH ROW IS HIGHLIGHTED

Problem	DRLOS-EMCMOep1	DRLOS-EMCMOep2	DRLOS-EMCMOg1	DRLOS-EMCMOg2	DRLOS-EMCMO
LIRCPOP1	1.7652e-1 (3.63e-2) ≈	1.7906e-1 (4.76e-2) ≈	1.7067e-1 (5.53e-2) ≈	1.7658e-1 (3.40e-2) ≈	1.7898e-1 (3.70e-2)
LIRCPOP2	1.1024e-1 (3.49e-2) ≈	1.1181e-1 (2.69e-2) ≈	1.0172e-1 (3.29e-2) ≈	1.0604e-1 (3.34e-2) ≈	1.1141e-1 (3.32e-2)
LIRCPOP3	2.0040e-1 (3.13e-2) ≈	1.9869e-1 (4.11e-2) ≈	2.1842e-1 (3.38e-2) ≈	2.1426e-1 (3.83e-2) ≈	2.0513e-1 (4.35e-2)
LIRCPOP4	1.4629e-1 (1.96e-2) ≈	1.4195e-1 (3.03e-2) ≈	1.5053e-1 (2.89e-2) ≈	1.4443e-1 (3.37e-2) ≈	1.4234e-1 (3.22e-2)
LIRCPOP5	1.5245e-2 (3.55e-3) ≈	1.6229e-2 (3.16e-3) ≈	1.6277e-2 (7.66e-3) ≈	1.6028e-2 (4.34e-3) ≈	1.9500e-2 (1.83e-2)
LIRCPOP6	1.1394e-2 (1.92e-3) ≈	1.1329e-2 (1.77e-3) ≈	1.1821e-2 (1.90e-3) ≈	1.1548e-2 (1.99e-3) ≈	1.1651e-2 (2.33e-3)
LIRCPOP7	7.8992e-3 (2.62e-3) ≈	7.9106e-3 (2.55e-3) ≈	9.7260e-3 (1.36e-2) ≈	1.1682e-2 (1.74e-2) ≈	9.5164e-3 (8.30e-3)
LIRCPOP8	7.2139e-3 (2.88e-3) -	6.7247e-3 (3.71e-4) +	6.6932e-3 (3.34e-4) +	8.1107e-3 (6.05e-3) ≈	7.0347e-3 (7.57e-4)
LIRCPOP9	1.6351e-1 (1.65e-2) ≈	1.6571e-1 (1.97e-2) ≈	1.6692e-1 (1.86e-2) ≈	1.6462e-1 (2.09e-2) ≈	1.6668e-1 (2.37e-2)
LIRCPOP10	3.5169e-2 (2.18e-2) ≈	3.5013e-2 (2.06e-2) ≈	3.5506e-2 (1.80e-2) ≈	4.2314e-2 (2.60e-2) ≈	4.0278e-2 (2.44e-2)
LIRCPOP11	2.0557e-2 (1.21e-2) ≈	1.6764e-2 (1.30e-2) ≈	1.7708e-2 (1.47e-2) ≈	2.2651e-2 (1.25e-2) -	1.8288e-2 (1.42e-2)
LIRCPOP12	8.5478e-2 (4.19e-2) ≈	6.9747e-2 (2.56e-2) ≈	7.3536e-2 (1.97e-2) ≈	6.5373e-2 (2.67e-2) +	8.1841e-2 (2.49e-2)
LIRCPOP13	6.5706e-2 (4.28e-3) ≈	6.5842e-2 (3.64e-3) ≈	6.4974e-2 (3.32e-3) ≈	6.4938e-2 (3.92e-3) ≈	6.4215e-2 (3.36e-3)
LIRCPOP14	5.1745e-2 (2.07e-3) ≈	5.1801e-2 (2.03e-3) ≈	5.0905e-2 (1.86e-3) +	5.1711e-2 (1.84e-3) ≈	5.1796e-2 (1.80e-3)
+/-/≈	0/1/13	1/0/13	2/0/12	1/1/12	

TABLE S-XXXXIII  
 STATISTICAL RESULTS OF HV OBTAINED BY DRLOS-PPS AND VARIANTS WITH DIFFERENT PARAMETER SETTINGS ON  
 CF BENCHMARK PROBLEMS. THE BEST RESULT IN EACH ROW IS HIGHLIGHTED

Problem	DRLOS-PPSep1	DRLOS-PPSep2	DRLOS-PPSg1	DRLOS-PPSg2	DRLOS-PPS
CF1	5.5282e-1 (2.63e-3) ≈	5.5197e-1 (1.90e-3) ≈	5.5257e-1 (1.77e-3) ≈	5.5204e-1 (2.07e-3) ≈	5.5141e-1 (2.83e-3)
CF2	6.7438e-1 (3.36e-3) ≈	6.7425e-1 (3.59e-3) ≈	6.7407e-1 (2.84e-3) ≈	6.7477e-1 (3.38e-3) ≈	6.7513e-1 (2.70e-3)
CF3	1.9732e-1 (5.61e-2) ≈	1.8489e-1 (4.51e-2) ≈	1.8706e-1 (5.41e-2) ≈	1.8280e-1 (4.86e-2) ≈	1.8023e-1 (5.01e-2)
CF4	4.6337e-1 (3.33e-2) ≈	4.6071e-1 (4.22e-2) ≈	4.5668e-1 (5.39e-2) ≈	4.7862e-1 (3.46e-2) +	4.5494e-1 (4.37e-2)
CF5	3.1199e-1 (5.96e-2) ≈	2.9986e-1 (7.74e-2) ≈	3.0123e-1 (8.60e-2) ≈	3.2042e-1 (6.76e-2) ≈	2.9866e-1 (6.83e-2)
CF6	6.4871e-1 (1.38e-2) ≈	6.4616e-1 (9.88e-3) ≈	6.4860e-1 (1.20e-2) ≈	6.5096e-1 (1.29e-2) ≈	6.5293e-1 (1.44e-2)
CF7	4.1240e-1 (1.07e-1) ≈	4.1741e-1 (1.04e-1) ≈	3.9969e-1 (1.17e-1) ≈	4.1032e-1 (1.10e-1) ≈	4.0432e-1 (1.07e-1)
CF8	3.6826e-1 (2.14e-2) ≈	3.6474e-1 (2.37e-2) ≈	3.6985e-1 (2.45e-2) ≈	3.6935e-1 (2.19e-2) ≈	3.7286e-1 (2.08e-2)
CF9	4.5576e-1 (1.34e-2) ≈	4.5371e-1 (1.14e-2) ≈	4.5600e-1 (1.41e-2) ≈	4.5816e-1 (1.27e-2) ≈	4.5425e-1 (1.36e-2)
CF10	2.6474e-1 (7.56e-2) ≈	2.5741e-1 (6.77e-2) ≈	2.7143e-1 (8.18e-2) ≈	2.4618e-1 (8.41e-2) ≈	2.5890e-1 (7.19e-2)
+/-/≈	0/0/10	0/0/10	0/0/10	1/0/9	

TABLE S-XXXXIV  
 STATISTICAL RESULTS OF IGD+ OBTAINED BY DRLOS-PPS AND VARIANTS WITH DIFFERENT PARAMETER SETTINGS ON  
 CF BENCHMARK PROBLEMS. THE BEST RESULT IN EACH ROW IS HIGHLIGHTED

Problem	DRLOS-PPSep1	DRLOS-PPSep2	DRLOS-PPSg1	DRLOS-PPSg2	DRLOS-PPS
CF1	1.1002e-2 (2.18e-3) ≈	1.1731e-2 (1.56e-3) ≈	1.1180e-2 (1.40e-3) ≈	1.1582e-2 (1.71e-3) ≈	1.2193e-2 (2.35e-3)
CF2	4.0039e-3 (1.35e-3) ≈	3.9408e-3 (8.36e-4) ≈	3.7707e-3 (3.08e-4) ≈	3.7530e-3 (3.21e-4) ≈	3.7240e-3 (5.11e-4)
CF3	2.4020e-1 (1.41e-1) ≈	2.3375e-1 (1.22e-1) ≈	2.4935e-1 (1.29e-1) ≈	2.3879e-1 (1.18e-1) ≈	2.6365e-1 (1.39e-1)
CF4	5.3226e-2 (2.92e-2) ≈	5.5797e-2 (3.59e-2) ≈	5.9139e-2 (4.98e-2) ≈	4.0665e-2 (3.07e-2) +	5.9749e-2 (3.73e-2)
CF5	1.9499e-1 (7.21e-2) ≈	2.1015e-1 (9.01e-2) ≈	2.0993e-1 (1.02e-1) ≈	1.8674e-1 (7.87e-2) ≈	2.1211e-1 (7.99e-2)
CF6	4.2159e-2 (1.28e-2) ≈	4.4416e-2 (9.69e-3) ≈	4.2159e-2 (1.14e-2) ≈	3.9925e-2 (1.23e-2) ≈	3.8197e-2 (1.33e-2)
CF7	2.1327e-1 (1.15e-1) ≈	1.8829e-1 (7.84e-2) ≈	2.0433e-1 (9.44e-2) ≈	2.0031e-1 (9.66e-2) ≈	2.0739e-1 (9.18e-2)
CF8	1.1283e-1 (9.10e-3) ≈	1.1464e-1 (1.15e-2) ≈	1.1354e-1 (1.25e-2) ≈	1.1193e-1 (1.03e-2) ≈	1.1099e-1 (1.06e-2)
CF9	5.5052e-2 (7.91e-3) ≈	5.4300e-2 (8.22e-3) ≈	5.3368e-2 (7.68e-3) ≈	5.2881e-2 (7.01e-3) ≈	5.3836e-2 (9.90e-3)
CF10	1.9623e-1 (1.22e-1) ≈	1.8982e-1 (8.96e-2) ≈	1.8778e-1 (1.44e-1) ≈	2.2207e-1 (1.39e-1) ≈	1.9201e-1 (1.13e-1)
+/-/≈	0/0/10	0/0/10	0/0/10	1/0/9	

TABLE S-XXXXV  
 STATISTICAL RESULTS OF HV OBTAINED BY DRLOS-PPS AND VARIANTS WITH DIFFERENT PARAMETER SETTINGS ON  
 DAS-CMOP BENCHMARK PROBLEMS. THE BEST RESULT IN EACH ROW IS HIGHLIGHTED

Problem	DRLOS-PPSep1	DRLOS-PPSep2	DRLOS-PPSg1	DRLOS-PPSg2	DRLOS-PPS
DASCMOP1	1.8058e-1 (5.26e-2) ≈	1.9247e-1 (3.60e-2) ≈	1.7451e-1 (5.84e-2) ≈	1.8386e-1 (5.48e-2) ≈	1.7781e-1 (5.19e-2)
DASCMOP2	3.5477e-1 (8.89e-5) ≈	3.5477e-1 (9.91e-5) ≈	3.5458e-1 (1.28e-3) ≈	3.5475e-1 (1.29e-4) ≈	3.5398e-1 (4.37e-3)
DASCMOP3	2.1311e-1 (1.92e-2) ≈	2.1009e-1 (4.88e-3) ≈	2.0865e-1 (6.30e-5) ≈	2.1208e-1 (1.89e-2) ≈	2.1174e-1 (9.34e-3)
DASCMOP4	1.9212e-1 (2.27e-2) ≈	1.8416e-1 (3.96e-2) ≈	1.8397e-1 (3.49e-2) ≈	1.9247e-1 (2.01e-2) ≈	1.8867e-1 (2.62e-2)
DASCMOP5	3.4156e-1 (3.45e-2) ≈	3.4938e-1 (5.58e-3) ≈	3.3274e-1 (5.14e-2) ≈	3.4931e-1 (7.57e-3) ≈	3.5005e-1 (2.90e-3)
DASCMOP6	1.0429e-1 (1.36e-1) ≈	1.5262e-1 (1.38e-1) +	1.1689e-1 (1.31e-1) ≈	1.0813e-1 (1.08e-1) ≈	7.8552e-2 (1.13e-1)
DASCMOP7	2.8358e-1 (1.02e-3) ≈	2.8353e-1 (8.71e-4) ≈	2.8355e-1 (8.08e-4) ≈	2.8357e-1 (7.82e-4) ≈	2.8378e-1 (7.33e-4)
DASCMOP8	2.0240e-1 (1.17e-3) ≈	2.0172e-1 (1.50e-3) ≈	2.0211e-1 (1.13e-3) ≈	2.0206e-1 (1.52e-3) ≈	2.0223e-1 (1.06e-3)
DASCMOP9	1.6657e-1 (3.53e-2) ≈	1.6791e-1 (2.08e-2) ≈	1.7049e-1 (2.63e-2) ≈	1.6236e-1 (3.00e-2) ≈	1.5384e-1 (4.20e-2)
+/-/≈	0/0/9	1/0/8	0/0/9	0/0/9	

TABLE S-XXXXVI  
 STATISTICAL RESULTS OF IGD+ OBTAINED BY DRLOS-PPS AND VARIANTS WITH DIFFERENT PARAMETER SETTINGS ON DAS-CMOP BENCHMARK PROBLEMS. THE BEST RESULT IN EACH ROW IS HIGHLIGHTED

Problem	DRLOS-PPSep1	DRLOS-PPSep2	DRLOS-PPSg1	DRLOS-PPSg2	DRLOS-PPS
DASCMOP1	1.0884e-1 (1.83e-1) ≈	6.5728e-2 (1.27e-1) ≈	1.3407e-1 (2.05e-1) ≈	9.5914e-2 (1.94e-1) ≈	1.1914e-1 (1.80e-1)
DASCMOP2	4.0428e-3 (1.41e-4) ≈	4.0379e-3 (1.41e-4) ≈	4.3935e-3 (2.17e-3) ≈	4.0694e-3 (1.93e-4) ≈	4.4246e-3 (2.16e-3)
DASCMOP3	1.8191e-1 (3.43e-2) ≈	1.8677e-1 (1.12e-2) ≈	1.9010e-1 (9.88e-5) ≈	1.8395e-1 (3.37e-2) ≈	1.8414e-1 (1.66e-2)
DASCMOP4	3.6628e-2 (7.97e-2) ≈	5.2769e-2 (1.07e-1) ≈	6.0034e-2 (1.01e-1) ≈	4.0728e-2 (7.95e-2) ≈	4.3946e-2 (8.43e-2)
DASCMOP5	1.5402e-2 (4.84e-2) ≈	5.2712e-3 (8.03e-3) ≈	2.8598e-2 (7.62e-2) ≈	4.4993e-3 (6.18e-3) ≈	4.2004e-3 (3.50e-3)
DASCMOP6	5.0709e-1 (3.45e-1) ≈	3.7593e-1 (3.32e-1) +	4.6214e-1 (3.27e-1) ≈	4.5848e-1 (2.97e-1) ≈	5.5525e-1 (3.01e-1)
DASCMOP7	3.7186e-2 (2.25e-3) ≈	3.7872e-2 (3.16e-3) ≈	3.7543e-2 (2.05e-3) ≈	3.7585e-2 (1.97e-3) -	3.6732e-2 (2.29e-3)
DASCMOP8	2.6600e-2 (1.90e-3) ≈	2.7227e-2 (2.18e-3) ≈	2.7128e-2 (1.65e-3) ≈	2.7174e-2 (2.24e-3) ≈	2.6822e-2 (1.48e-3)
DASCMOP9	1.1887e-1 (1.20e-1) ≈	1.1131e-1 (6.97e-2) ≈	1.0339e-1 (8.66e-2) ≈	1.3211e-1 (1.01e-1) ≈	1.5930e-1 (1.43e-1)
+/-/≈	0/0/9	1/0/8	0/0/9	0/1/8	

TABLE S-XXXXVII  
 STATISTICAL RESULTS OF HV OBTAINED BY DRLOS-PPS AND VARIANTS WITH DIFFERENT PARAMETER SETTINGS ON DOC BENCHMARK PROBLEMS. THE BEST RESULT IN EACH ROW IS HIGHLIGHTED

Problem	DRLOS-PPSep1	DRLOS-PPSep2	DRLOS-PPSg1	DRLOS-PPSg2	DRLOS-PPS
DOC1	2.9103e-1 (2.55e-2) ≈	2.8136e-1 (2.66e-2) ≈	2.8720e-1 (3.28e-2) ≈	2.7959e-1 (2.82e-2) ≈	2.8345e-1 (3.49e-2)
DOC2	1.7206e-1 (5.45e-2) -	1.5981e-1 (3.62e-2) ≈	2.7577e-1 (1.55e-1) ≈	3.9243e-1 (1.19e-1) ≈	3.4609e-1 (1.27e-1)
DOC3	0.0000e+0 (0.00e+0) ≈	0.0000e+0 (0.00e+0) ≈	0.0000e+0 (0.00e+0) ≈	0.0000e+0 (0.00e+0) ≈	0.0000e+0 (0.00e+0)
DOC4	2.2025e-1 (4.49e-2) ≈	2.0189e-1 (5.38e-2) ≈	2.1984e-1 (4.87e-2) ≈	2.3331e-1 (4.95e-2) ≈	2.2468e-1 (5.77e-2)
DOC5	1.0803e-1 (1.48e-1) ≈	0.0000e+0 (0.00e+0) -	0.0000e+0 (0.00e+0) -	7.8176e-2 (1.29e-1) ≈	9.8382e-2 (1.16e-1)
DOC6	2.0311e-1 (1.19e-1) ≈	2.0563e-1 (1.24e-1) ≈	1.7847e-1 (1.21e-1) ≈	2.2991e-1 (9.57e-2) ≈	2.1140e-1 (1.20e-1)
DOC7	1.3975e-2 (2.56e-2) ≈	2.2018e-2 (5.38e-2) ≈	3.0873e-2 (6.40e-2) +	9.2873e-3 (1.73e-2) ≈	6.1536e-3 (8.58e-3)
DOC8	0.0000e+0 (0.00e+0) ≈	0.0000e+0 (0.00e+0) ≈	0.0000e+0 (0.00e+0) ≈	0.0000e+0 (0.00e+0) ≈	0.0000e+0 (0.00e+0)
DOC9	0.0000e+0 (0.00e+0)	NaN (NaN)	NaN (NaN)	NaN (NaN)	NaN (NaN)
+/-/≈	0/1/7	0/1/7	1/1/6	0/0/8	

TABLE S-XXXXVIII  
 STATISTICAL RESULTS OF IGD+ OBTAINED BY DRLOS-PPS AND VARIANTS WITH DIFFERENT PARAMETER SETTINGS ON DOC BENCHMARK PROBLEMS. THE BEST RESULT IN EACH ROW IS HIGHLIGHTED

Problem	DRLOS-PPSep1	DRLOS-PPSep2	DRLOS-PPSg1	DRLOS-PPSg2	DRLOS-PPS
DOC1	4.2652e-2 (2.98e-2) ≈	5.8242e-2 (3.57e-2) ≈	6.0457e-2 (5.32e-2) ≈	5.4437e-2 (3.29e-2) ≈	6.7505e-2 (5.93e-2)
DOC2	4.0236e-1 (4.91e-2) -	3.9688e-1 (1.02e-2) ≈	2.9075e-1 (1.59e-1) ≈	1.8475e-1 (1.23e-1) ≈	2.2576e-1 (1.30e-1)
DOC3	2.1719e+2 (1.85e+2) ≈	1.9648e+2 (1.89e+2) ≈	2.1369e+2 (1.63e+2) ≈	2.2038e+2 (1.80e+2) ≈	1.7225e+2 (1.63e+2)
DOC4	3.0953e-1 (5.20e-2) ≈	3.3452e-1 (6.89e-2) ≈	3.0550e-1 (6.09e-2) ≈	2.9656e-1 (6.59e-2) ≈	3.0175e-1 (6.70e-2)
DOC5	1.1628e+1 (3.02e+1) ≈	1.2540e+2 (2.14e+2) -	1.0621e+1 (2.41e+1) +	4.8834e+1 (1.00e+2) ≈	1.7248e+1 (5.25e+1)
DOC6	3.4591e-1 (1.87e-1) ≈	3.5338e-1 (1.94e-1) ≈	3.8651e-1 (1.86e-1) ≈	3.2579e-1 (1.69e-1) ≈	3.6204e-1 (1.85e-1)
DOC7	6.9756e-1 (1.62e-1) ≈	7.0439e-1 (1.87e-1) ≈	6.8467e-1 (1.99e-1) ≈	7.0958e-1 (1.21e-1) ≈	7.6541e-1 (2.05e-1)
DOC8	8.5144e+1 (2.75e+1) ≈	7.7462e+1 (2.63e+1) +	8.1866e+1 (3.05e+1) ≈	8.1493e+1 (3.24e+1) ≈	9.8266e+1 (3.26e+1)
DOC9	2.6702e-1 (2.54e-2) ≈	2.6502e-1 (2.46e-2) ≈	2.6678e-1 (2.17e-2) ≈	2.6546e-1 (2.82e-2) ≈	2.6181e-1 (2.13e-2)
+/-/≈	0/1/8	1/1/7	1/0/8	0/0/9	

TABLE S-XXXXIX  
 STATISTICAL RESULTS OF HV OBTAINED BY DRLOS-PPS AND VARIANTS WITH DIFFERENT PARAMETER SETTINGS ON LIRC-MOP BENCHMARK PROBLEMS. THE BEST RESULT IN EACH ROW IS HIGHLIGHTED

Problem	DRLOS-PPSep1	DRLOS-PPSep2	DRLOS-PPSg1	DRLOS-PPSg2	DRLOS-PPS
LIRC-MOP1	2.0167e-1 (2.13e-2) ≈	2.0283e-1 (2.00e-2) ≈	1.9457e-1 (2.56e-2) ≈	2.0459e-1 (2.25e-2) ≈	2.0604e-1 (2.16e-2)
LIRC-MOP2	3.2316e-1 (2.75e-2) ≈	3.3337e-1 (2.42e-2) ≈	3.2244e-1 (2.76e-2) ≈	3.2382e-1 (2.87e-2) ≈	3.3468e-1 (2.30e-2)
LIRC-MOP3	1.7504e-1 (2.99e-2) ≈	1.6598e-1 (3.07e-2) ≈	1.7237e-1 (2.69e-2) ≈	1.6887e-1 (3.03e-2) ≈	1.7237e-1 (2.83e-2)

TABLE S-XXXXIX  
STATISTICAL RESULTS OF HV OBTAINED BY DRLOS-PPS AND VARIANTS WITH DIFFERENT PARAMETER SETTINGS ON LIR-CMOP BENCHMARK PROBLEMS. THE BEST RESULT IN EACH ROW IS HIGHLIGHTED (CONTINUED)

Problem	DRLOS-PPSep1	DRLOS-PPSep2	DRLOS-PPSg1	DRLOS-PPSg2	DRLOS-PPS
LIRCMOP4	2.7600e-1 (3.87e-2) ≈	2.6857e-1 (3.73e-2) ≈	2.6584e-1 (3.70e-2) ≈	2.5108e-1 (3.57e-2) ≈	2.6475e-1 (3.60e-2)
LIRCMOP5	2.8973e-1 (1.93e-3) ≈	2.9009e-1 (1.54e-3) ≈	2.9041e-1 (1.19e-3) ≈	2.9014e-1 (1.44e-3) ≈	2.8995e-1 (1.58e-3)
LIRCMOP6	1.9464e-1 (5.40e-3) ≈	1.9112e-1 (9.14e-3) ≈	1.9398e-1 (6.11e-3) ≈	1.9354e-1 (6.13e-3) ≈	1.8552e-1 (3.59e-2)
LIRCMOP7	2.4332e-1 (7.39e-3) ≈	2.4291e-1 (5.42e-3) ≈	2.4340e-1 (5.45e-3) ≈	2.4587e-1 (9.82e-3) ≈	2.4478e-1 (9.38e-3)
LIRCMOP8	2.3221e-1 (6.51e-3) ≈	2.3088e-1 (6.07e-3) ≈	2.3016e-1 (5.10e-3) ≈	2.3618e-1 (1.17e-2) +	2.2976e-1 (4.43e-3)
LIRCMOP9	4.5258e-1 (2.66e-2) ≈	4.3852e-1 (4.33e-2) ≈	4.4847e-1 (3.11e-2) ≈	4.4627e-1 (3.22e-2) ≈	4.4779e-1 (2.95e-2)
LIRCMOP10	5.8153e-1 (1.04e-1) ≈	5.9959e-1 (1.01e-1) ≈	5.5842e-1 (9.42e-2) ≈	5.6772e-1 (9.62e-2) ≈	5.7544e-1 (1.03e-1)
LIRCMOP11	6.0108e-1 (9.20e-2) ≈	5.9523e-1 (9.28e-2) ≈	5.5629e-1 (1.14e-1) ≈	5.9486e-1 (8.70e-2) ≈	5.8452e-1 (8.07e-2)
LIRCMOP12	5.2477e-1 (4.91e-2) ≈	5.3423e-1 (4.42e-2) ≈	5.2578e-1 (3.97e-2) ≈	5.2108e-1 (4.93e-2) ≈	5.2892e-1 (4.19e-2)
LIRCMOP13	5.2308e-1 (4.21e-3) -	5.2587e-1 (3.99e-3) ≈	5.2501e-1 (4.29e-3) ≈	5.2502e-1 (4.50e-3) ≈	5.2564e-1 (3.81e-3)
LIRCMOP14	5.3539e-1 (3.90e-3) ≈	5.3465e-1 (4.52e-3) ≈	5.3456e-1 (3.62e-3) ≈	5.3442e-1 (5.15e-3) ≈	5.3451e-1 (4.69e-3)
+/-/≈	0/1/13	0/0/14	0/0/14	1/0/13	

TABLE S-L  
STATISTICAL RESULTS OF IGD+ OBTAINED BY DRLOS-PPS AND VARIANTS WITH DIFFERENT PARAMETER SETTINGS ON LIR-CMOP BENCHMARK PROBLEMS. THE BEST RESULT IN EACH ROW IS HIGHLIGHTED

Problem	DRLOS-PPSep1	DRLOS-PPSep2	DRLOS-PPSg1	DRLOS-PPSg2	DRLOS-PPS
LIRCMOP1	5.8227e-2 (3.39e-2) ≈	6.0110e-2 (3.45e-2) ≈	7.5884e-2 (4.28e-2) -	5.7434e-2 (3.99e-2) ≈	5.0521e-2 (3.46e-2)
LIRCMOP2	4.2439e-2 (2.63e-2) ≈	3.5144e-2 (2.57e-2) ≈	4.2490e-2 (2.67e-2) ≈	4.1171e-2 (2.76e-2) ≈	3.1777e-2 (2.27e-2)
LIRCMOP3	6.9824e-2 (7.11e-2) ≈	8.7502e-2 (7.28e-2) ≈	7.1485e-2 (6.28e-2) ≈	8.2655e-2 (7.45e-2) ≈	7.0081e-2 (6.30e-2)
LIRCMOP4	5.7538e-2 (5.43e-2) ≈	6.7487e-2 (5.21e-2) ≈	7.1642e-2 (5.19e-2) ≈	9.3482e-2 (5.10e-2) -	7.2644e-2 (5.09e-2)
LIRCMOP5	7.5992e-3 (2.48e-3) ≈	7.2015e-3 (1.89e-3) ≈	6.7810e-3 (1.41e-3) ≈	7.0145e-3 (1.61e-3) ≈	7.2731e-3 (2.14e-3)
LIRCMOP6	1.1187e-2 (1.68e-2) ≈	2.1868e-2 (2.90e-2) ≈	1.3063e-2 (1.84e-2) ≈	1.3911e-2 (1.78e-2) ≈	6.2842e-2 (2.43e-1)
LIRCMOP7	1.1249e-1 (1.85e-2) ≈	1.1398e-1 (1.30e-2) ≈	1.1233e-1 (1.34e-2) ≈	1.0719e-1 (2.15e-2) ≈	1.0937e-1 (2.11e-2)
LIRCMOP8	1.5521e-1 (2.52e-2) ≈	1.6256e-1 (2.50e-2) ≈	1.6626e-1 (2.47e-2) ≈	1.4789e-1 (4.26e-2) ≈	1.6705e-1 (2.43e-2)
LIRCMOP9	1.9628e-1 (4.78e-2) ≈	2.1618e-1 (7.01e-2) ≈	2.0075e-1 (4.96e-2) ≈	2.0390e-1 (5.12e-2) ≈	2.0240e-1 (4.93e-2)
LIRCMOP10	1.8480e-1 (1.47e-1) ≈	1.6033e-1 (1.44e-1) ≈	2.1785e-1 (1.34e-1) ≈	2.0572e-1 (1.36e-1) ≈	1.9290e-1 (1.47e-1)
LIRCMOP11	1.1864e-1 (1.11e-1) ≈	1.2511e-1 (1.13e-1) ≈	1.7628e-1 (1.44e-1) ≈	1.2551e-1 (1.04e-1) ≈	1.3919e-1 (9.70e-2)
LIRCMOP12	1.5271e-1 (6.93e-2) ≈	1.3908e-1 (6.40e-2) ≈	1.5175e-1 (5.62e-2) ≈	1.5785e-1 (6.96e-2) ≈	1.4758e-1 (5.88e-2)
LIRCMOP13	6.5495e-2 (2.64e-3) -	6.3555e-2 (2.66e-3) ≈	6.3969e-2 (2.47e-3) ≈	6.4280e-2 (2.88e-3) ≈	6.3727e-2 (2.70e-3)
LIRCMOP14	5.7215e-2 (2.32e-3) ≈	5.7632e-2 (2.56e-3) ≈	5.7938e-2 (2.08e-3) ≈	5.7912e-2 (2.74e-3) ≈	5.7911e-2 (3.06e-3)
+/-/≈	0/1/13	0/0/14	0/1/13	0/1/13	

TABLE S-LI  
STATISTICAL RESULTS OF HV OBTAINED BY DRLOS-EMCMO AND VARIANTS WITH DIFFERENT PARAMETER SETTINGS FOR THE DQN ON CF BENCHMARK PROBLEMS. THE BEST RESULT IN EACH ROW IS HIGHLIGHTED

Problem	DRLOS-EMCMO-Decay	DRLOS-EMCMO-LearningRate	DRLOS-EMCMO-NumIte	DRLOS-EMCMO-NumNeu	DRLOS-EMCMO
CF1	5.6341e-1 (5.33e-4) ≈	5.6319e-1 (6.17e-4) ≈	5.6319e-1 (6.17e-4) ≈	5.6330e-1 (4.39e-4) ≈	5.6343e-1 (4.18e-4)
CF2	6.6995e-1 (3.94e-3) ≈	6.7255e-1 (2.53e-3) ≈	6.7190e-1 (2.99e-3) ≈	6.7072e-1 (4.07e-3) ≈	6.7170e-1 (3.41e-3)
CF3	2.0134e-1 (5.28e-2) ≈	1.9080e-1 (5.60e-2) ≈	1.8923e-1 (6.19e-2) ≈	1.9375e-1 (5.55e-2) ≈	2.0155e-1 (4.98e-2)
CF4	4.7399e-1 (1.17e-2) ≈	4.7505e-1 (1.33e-2) ≈	4.7959e-1 (1.42e-2) ≈	4.7463e-1 (1.16e-2) ≈	4.7513e-1 (1.12e-2)
CF5	3.0502e-1 (9.03e-2) ≈	3.0696e-1 (8.75e-2) ≈	2.9655e-1 (7.70e-2) ≈	2.9894e-1 (8.23e-2) ≈	3.3080e-1 (8.71e-2)
CF6	6.6447e-1 (1.03e-2) ≈	6.6577e-1 (8.93e-3) ≈	6.6895e-1 (4.81e-3) ≈	6.6787e-1 (8.64e-3) ≈	6.6654e-1 (6.98e-3)
CF7	4.9285e-1 (1.11e-1) ≈	4.9134e-1 (8.95e-2) ≈	4.8737e-1 (1.40e-1) ≈	5.0406e-1 (1.00e-1) ≈	4.9553e-1 (1.21e-1)
CF8	2.8092e-1 (4.56e-2) ≈	2.8099e-1 (3.89e-2) ≈	2.8853e-1 (3.15e-2) ≈	2.9046e-1 (4.95e-2) ≈	2.9022e-1 (2.70e-2)
CF9	3.9489e-1 (1.88e-2) ≈	3.8714e-1 (2.89e-2) ≈	3.9101e-1 (2.17e-2) ≈	3.9595e-1 (1.38e-2) ≈	3.9006e-1 (2.07e-2)
CF10	1.5456e-1 (5.48e-2) ≈	1.5953e-1 (5.13e-2) ≈	1.6193e-1 (3.92e-2) ≈	1.4599e-1 (5.34e-2) ≈	1.4939e-1 (5.13e-2)
+/-/≈	0/0/10	0/0/10	0/0/10	0/0/10	

TABLE S-LII  
 STATISTICAL RESULTS OF IGD+ OBTAINED BY DRLOS-EMCMO AND VARIANTS WITH DIFFERENT PARAMETER SETTINGS FOR THE DQN ON CF BENCHMARK PROBLEMS. THE BEST RESULT IN EACH ROW IS HIGHLIGHTED

Problem	DRLOS-EMCMO-Decay	DRLOS-EMCMO-LearningRate	DRLOS-EMCMO-NumIte	DRLOS-EMCMO-NumNeu	DRLOS-EMCMO
CF1	2.2168e-3 (4.37e-4) ≈	2.3949e-3 (5.09e-4) ≈	2.3949e-3 (5.09e-4) ≈	2.3073e-3 (3.61e-4) ≈	2.1957e-3 (3.45e-4)
CF2	8.2987e-3 (2.96e-3) -	6.8479e-3 (2.27e-3) ≈	6.5730e-3 (2.26e-3) ≈	7.1668e-3 (2.66e-3) ≈	6.7656e-3 (2.69e-3)
CF3	1.8888e-1 (6.52e-2) ≈	1.9362e-1 (6.75e-2) ≈	1.9157e-1 (7.09e-2) ≈	1.9275e-1 (6.35e-2) ≈	1.8764e-1 (6.02e-2)
CF4	4.1124e-2 (7.39e-3) ≈	4.0563e-2 (8.19e-3) ≈	3.7343e-2 (9.46e-3) ≈	4.0904e-2 (7.62e-3) ≈	4.0393e-2 (7.07e-3)
CF5	1.9725e-1 (1.03e-1) ≈	2.0303e-1 (1.03e-1) ≈	1.9634e-1 (8.38e-2) ≈	2.0144e-1 (9.17e-2) ≈	1.6987e-1 (9.96e-2)
CF6	2.9798e-2 (8.45e-3) ≈	2.8525e-2 (7.41e-3) ≈	2.5886e-2 (3.13e-3) +	2.6837e-2 (7.05e-3) ≈	2.8311e-2 (5.73e-3)
CF7	1.3670e-1 (7.60e-2) ≈	1.4148e-1 (6.63e-2) ≈	1.5310e-1 (1.43e-1) ≈	1.2987e-1 (7.24e-2) ≈	1.4147e-1 (1.10e-1)
CF8	1.7665e-1 (4.97e-2) ≈	1.7793e-1 (4.39e-2) ≈	1.6802e-1 (2.10e-2) ≈	1.6693e-1 (3.96e-2) ≈	1.6727e-1 (2.80e-2)
CF9	8.3686e-2 (1.24e-2) ≈	8.7803e-2 (1.58e-2) ≈	8.5876e-2 (1.22e-2) ≈	8.2732e-2 (9.53e-3) ≈	8.4547e-2 (1.32e-2)
CF10	2.7341e-1 (7.96e-2) ≈	2.5449e-1 (7.53e-2) ≈	2.5139e-1 (7.73e-2) ≈	2.8483e-1 (8.42e-2) ≈	2.6734e-1 (7.38e-2)
+/-/≈	0/1/9	0/0/10	1/0/9	0/0/10	

TABLE S-LIII  
 STATISTICAL RESULTS OF HV OBTAINED BY DRLOS-EMCMO AND VARIANTS WITH DIFFERENT PARAMETER SETTINGS FOR THE DQN ON DAS-CMOP BENCHMARK PROBLEMS. THE BEST RESULT IN EACH ROW IS HIGHLIGHTED

Problem	DRLOS-EMCMO-Decay	DRLOS-EMCMO-LearningRate	DRLOS-EMCMO-NumIte	DRLOS-EMCMO-NumNeu	DRLOS-EMCMO
DASCMP1	2.1110e-1 (7.56e-4) ≈	2.1097e-1 (1.05e-3) ≈	2.1119e-1 (7.94e-4) ≈	2.1112e-1 (7.41e-4) ≈	2.1122e-1 (7.81e-4)
DASCMP2	3.5410e-1 (4.50e-4) ≈	3.5420e-1 (3.00e-4) +	3.5414e-1 (2.68e-4) ≈	3.5415e-1 (3.96e-4) +	3.5405e-1 (2.67e-4)
DASCMP3	3.1060e-1 (1.11e-3) +	3.0996e-1 (1.72e-3) ≈	3.1023e-1 (1.28e-3) ≈	3.0952e-1 (3.42e-3) ≈	3.0916e-1 (2.89e-3)
DASCMP4	1.8803e-1 (3.53e-2) ≈	1.9819e-1 (1.33e-2) +	1.9204e-1 (2.65e-2) ≈	1.9672e-1 (8.36e-3) ≈	1.7883e-1 (4.36e-2)
DASCMP5	3.3849e-1 (3.37e-2) ≈	3.4427e-1 (1.95e-2) ≈	3.4643e-1 (1.09e-2) ≈	3.4111e-1 (2.55e-2) ≈	3.4533e-1 (1.26e-2)
DASCMP6	2.7561e-1 (8.02e-2) ≈	3.0184e-1 (4.50e-2) +	3.0166e-1 (2.32e-2) ≈	2.9399e-1 (4.89e-2) ≈	2.9414e-1 (3.54e-2)
DASCMP7	2.6295e-1 (3.75e-2) ≈	2.6108e-1 (3.84e-2) +	2.4265e-1 (5.87e-2) ≈	2.4773e-1 (5.54e-2) ≈	2.3065e-1 (6.40e-2)
DASCMP8	1.9296e-1 (3.11e-2) +	1.9187e-1 (2.48e-2) ≈	1.7963e-1 (4.21e-2) ≈	1.8501e-1 (3.93e-2) ≈	1.9030e-1 (2.98e-2)
DASCMP9	2.0483e-1 (5.24e-4) ≈	2.0484e-1 (4.55e-4) ≈	2.0479e-1 (4.96e-4) ≈	2.0475e-1 (3.25e-4) ≈	2.0477e-1 (4.38e-4)
+/-/≈	2/0/7	4/0/5	0/0/9	1/0/8	

TABLE S-LIV  
 STATISTICAL RESULTS OF IGD+ OBTAINED BY DRLOS-EMCMO AND VARIANTS WITH DIFFERENT PARAMETER SETTINGS FOR THE DQN ON DAS-CMOP BENCHMARK PROBLEMS. THE BEST RESULT IN EACH ROW IS HIGHLIGHTED

Problem	DRLOS-EMCMO-Decay	DRLOS-EMCMO-LearningRate	DRLOS-EMCMO-NumIte	DRLOS-EMCMO-NumNeu	DRLOS-EMCMO
DASCMP1	2.5423e-3 (2.22e-4) ≈	2.5994e-3 (2.59e-4) ≈	2.5195e-3 (1.74e-4) ≈	2.5073e-3 (1.79e-4) ≈	2.5278e-3 (2.52e-4)
DASCMP2	4.3409e-3 (2.82e-4) +	4.3686e-3 (3.22e-4) ≈	4.3881e-3 (2.60e-4) ≈	4.4256e-3 (3.29e-4) ≈	4.5000e-3 (2.92e-4)
DASCMP3	6.9220e-3 (1.69e-3) +	7.6954e-3 (2.75e-3) ≈	7.2169e-3 (1.59e-3) ≈	7.7020e-3 (2.73e-3) ≈	9.2764e-3 (5.89e-3)
DASCMP4	2.8667e-2 (7.81e-2) ≈	5.5014e-3 (1.46e-2) ≈	1.7187e-2 (6.14e-2) ≈	4.8169e-3 (6.49e-3) ≈	4.5370e-2 (1.05e-1)
DASCMP5	2.0681e-2 (5.20e-2) ≈	1.1001e-2 (2.85e-2) ≈	8.0324e-3 (1.55e-2) ≈	1.6527e-2 (4.11e-2) ≈	9.7416e-3 (1.92e-2)
DASCMP6	7.5432e-2 (1.56e-1) ≈	2.3813e-2 (8.74e-2) +	2.3268e-2 (4.32e-2) ≈	3.8715e-2 (9.48e-2) ≈	3.8780e-2 (7.10e-2)
DASCMP7	7.4206e-2 (7.83e-2) ≈	7.8510e-2 (8.08e-2) +	1.2144e-1 (1.34e-1) ≈	1.0987e-1 (1.31e-1) ≈	1.4519e-1 (1.45e-1)
DASCMP8	4.2326e-2 (5.64e-2) ≈	4.2445e-2 (4.20e-2) ≈	6.5380e-2 (7.61e-2) ≈	5.6260e-2 (7.17e-2) ≈	4.6088e-2 (5.16e-2)
DASCMP9	2.1494e-2 (1.02e-3) ≈	2.1441e-2 (8.76e-4) ≈	2.1435e-2 (9.85e-4) ≈	2.1701e-2 (8.55e-4) ≈	2.1323e-2 (1.10e-3)
+/-/≈	2/0/7	2/0/7	0/0/9	0/0/9	

TABLE S-LV  
 STATISTICAL RESULTS OF HV OBTAINED BY DRLOS-EMCMO AND VARIANTS WITH DIFFERENT PARAMETER SETTINGS FOR THE DQN ON DOC BENCHMARK PROBLEMS. THE BEST RESULT IN EACH ROW IS HIGHLIGHTED

Problem	DRLOS-EMCMO-Decay	DRLOS-EMCMO-LearningRate	DRLOS-EMCMO-NumIte	DRLOS-EMCMO-NumNeu	DRLOS-EMCMO
DOC1	3.4547e-1 (5.12e-4) ≈	3.4563e-1 (6.47e-4) ≈	3.4553e-1 (6.08e-4) ≈	3.4559e-1 (5.36e-4) ≈	3.4550e-1 (5.73e-4)
DOC2	5.4898e-1 (1.01e-1) ≈	5.5076e-1 (9.88e-2) ≈	5.4684e-1 (1.08e-1) ≈	5.5692e-1 (1.02e-1) ≈	5.7595e-1 (7.72e-2)
DOC3	1.1974e-2 (3.67e-2) ≈	3.4724e-4 (1.90e-3) ≈	5.4678e-3 (2.34e-2) ≈	6.2108e-3 (2.45e-2) ≈	9.1084e-3 (3.06e-2)
DOC4	5.1885e-1 (2.39e-2) ≈	5.1869e-1 (1.81e-2) ≈	5.1422e-1 (3.86e-2) ≈	5.2385e-1 (7.85e-3) ≈	5.1684e-1 (4.06e-2)
DOC5	3.6574e-1 (1.78e-1) ≈	3.6007e-1 (1.83e-1) ≈	3.9905e-1 (1.52e-1) ≈	4.5950e-1 (2.63e-2) ≈	3.8120e-1 (1.79e-1)
DOC6	4.8268e-1 (8.02e-2) ≈	4.9308e-1 (6.79e-2) ≈	5.0997e-1 (1.29e-2) ≈	4.8636e-1 (8.74e-2) ≈	5.0181e-1 (4.65e-2)
DOC7	3.9582e-1 (1.65e-1) ≈	4.4944e-1 (1.02e-1) ≈	3.6326e-1 (1.82e-1) ≈	3.9264e-1 (1.35e-1) ≈	3.9080e-1 (1.88e-1)
DOC8	5.2160e-1 (1.08e-1) ≈	5.1891e-1 (1.13e-1) ≈	4.9331e-1 (1.42e-1) ≈	5.4053e-1 (9.15e-2) ≈	5.2609e-1 (1.17e-1)
DOC9	NaN (NaN)	NaN (NaN)	NaN (NaN)	NaN (NaN)	NaN (NaN)
+/-/≈	0/0/8	0/0/8	0/0/8	0/0/8	

TABLE S-LVI  
 STATISTICAL RESULTS OF IGD+ OBTAINED BY DRLOS-EMCMO AND VARIANTS WITH DIFFERENT PARAMETER SETTINGS FOR THE DQN ON DOC BENCHMARK PROBLEMS. THE BEST RESULT IN EACH ROW IS HIGHLIGHTED

Problem	DRLOS-EMCMO-Decay	DRLOS-EMCMO-LearningRate	DRLOS-EMCMO-NumIte	DRLOS-EMCMO-NumNeu	DRLOS-EMCMO
DOC1	2.6671e-3 (2.10e-4) ≈	2.6007e-3 (1.96e-4) ≈	2.6573e-3 (1.91e-4) ≈	2.5981e-3 (1.65e-4) ≈	2.6377e-3 (1.82e-4)
DOC2	6.8042e-2 (9.51e-2) ≈	6.5249e-2 (9.20e-2) ≈	6.9694e-2 (1.02e-1) ≈	6.0811e-2 (9.60e-2) ≈	4.3113e-2 (7.17e-2)
DOC3	4.8250e+2 (3.99e+2) ≈	5.7498e+2 (4.03e+2) ≈	5.9239e+2 (4.93e+2) ≈	5.1568e+2 (4.22e+2) ≈	6.0270e+2 (4.85e+2)
DOC4	3.8730e-2 (2.41e-2) ≈	3.8515e-2 (1.70e-2) ≈	4.3538e-2 (4.00e-2) ≈	3.3784e-2 (6.95e-3) ≈	4.1216e-2 (4.26e-2)
DOC5	2.3123e+1 (5.13e+1) ≈	2.4544e+1 (5.26e+1) ≈	1.3807e+1 (4.11e+1) ≈	5.7167e-2 (3.75e-2) ≈	2.1808e+1 (5.00e+1)
DOC6	2.4497e-2 (6.38e-2) ≈	1.6963e-2 (5.77e-2) ≈	3.5604e-3 (2.51e-3) ≈	2.4453e-2 (7.95e-2) ≈	9.4061e-3 (3.24e-2)
DOC7	1.4202e-1 (3.11e-1) ≈	4.7630e-2 (9.55e-2) ≈	1.8989e-1 (3.79e-1) ≈	9.3678e-2 (1.35e-1) ≈	1.4072e-1 (2.67e-1)
DOC8	2.7740e-1 (8.58e-2) ≈	2.7711e-1 (9.13e-2) ≈	3.0207e-1 (1.26e-1) ≈	2.6235e-1 (6.85e-2) ≈	2.7264e-1 (8.88e-2)
DOC9	5.0235e-2 (8.73e-3) ≈	5.4243e-2 (1.28e-2) ≈	6.1488e-2 (3.12e-2) ≈	5.7025e-2 (3.27e-2) ≈	5.0283e-2 (9.22e-3)
+/-/≈	0/0/9	0/0/9	0/1/8	0/0/9	

TABLE S-LVII  
 STATISTICAL RESULTS OF HV OBTAINED BY DRLOS-EMCMO AND VARIANTS WITH DIFFERENT PARAMETER SETTINGS FOR THE DQN ON LIR-CMOP BENCHMARK PROBLEMS. THE BEST RESULT IN EACH ROW IS HIGHLIGHTED

Problem	DRLOS-EMCMO-Decay	DRLOS-EMCMO-LearningRate	DRLOS-EMCMO-NumIte	DRLOS-EMCMO-NumNeu	DRLOS-EMCMO
LIRCMOP1	1.3849e-1 (1.68e-2) ≈	1.4019e-1 (1.90e-2) ≈	1.3683e-1 (1.89e-2) ≈	1.3945e-1 (1.83e-2) ≈	1.4210e-1 (1.90e-2)
LIRCMOP2	2.7170e-1 (2.40e-2) ≈	2.6183e-1 (2.50e-2) ≈	2.6524e-1 (2.43e-2) ≈	2.6146e-1 (1.80e-2) ≈	2.6388e-1 (2.75e-2)
LIRCMOP3	1.1521e-1 (1.41e-2) ≈	1.1909e-1 (1.29e-2) ≈	1.2392e-1 (1.54e-2) ≈	1.2564e-1 (1.73e-2) ≈	1.1822e-1 (1.61e-2)
LIRCMOP4	2.1486e-1 (1.87e-2) ≈	2.0859e-1 (1.67e-2) ≈	2.1471e-1 (1.82e-2) ≈	2.1197e-1 (1.55e-2) ≈	2.1807e-1 (1.98e-2)
LIRCMOP5	2.8584e-1 (2.83e-3) ≈	2.8629e-1 (2.64e-3) ≈	2.8540e-1 (3.45e-3) ≈	2.8272e-1 (1.27e-2) ≈	2.8301e-1 (1.38e-2)
LIRCMOP6	1.9282e-1 (5.65e-3) ≈	1.9361e-1 (1.30e-3) ≈	1.9327e-1 (2.26e-3) ≈	1.9213e-1 (1.07e-2) ≈	1.9379e-1 (1.07e-3)
LIRCMOP7	2.9353e-1 (5.91e-4) ≈	2.9372e-1 (2.01e-4) ≈	2.9343e-1 (1.24e-3) ≈	2.9228e-1 (5.55e-3) ≈	2.9240e-1 (4.63e-3)
LIRCMOP8	2.9384e-1 (2.08e-4) ≈	2.9348e-1 (2.09e-3) ≈	2.9386e-1 (1.73e-4) ≈	2.9385e-1 (3.27e-4) ≈	2.9365e-1 (9.30e-4)
LIRCMOP9	4.4196e-1 (1.50e-2) ≈	4.4494e-1 (1.43e-2) ≈	4.4653e-1 (1.95e-2) ≈	4.4885e-1 (2.02e-2) ≈	4.4138e-1 (2.17e-2)
LIRCMOP10	6.8966e-1 (9.68e-3) ≈	6.8991e-1 (8.72e-3) ≈	6.8822e-1 (1.05e-2) ≈	6.7906e-1 (1.60e-2) ≈	6.8631e-1 (1.23e-2)
LIRCMOP11	6.8159e-1 (8.54e-3) ≈	6.7824e-1 (1.03e-2) ≈	6.7853e-1 (1.05e-2) ≈	6.7932e-1 (9.70e-3) ≈	6.8144e-1 (9.55e-3)
LIRCMOP12	5.7870e-1 (1.52e-2) ≈	5.7735e-1 (2.84e-2) ≈	5.7125e-1 (2.52e-2) ≈	5.7448e-1 (1.86e-2) ≈	5.7470e-1 (1.69e-2)
LIRCMOP13	5.3419e-1 (4.49e-3) ≈	5.3284e-1 (3.59e-3) ≈	5.3435e-1 (3.50e-3) ≈	5.3313e-1 (4.22e-3) ≈	5.3441e-1 (3.20e-3)
LIRCMOP14	5.4749e-1 (1.85e-3) ≈	5.4833e-1 (1.55e-3) ≈	5.4886e-1 (2.33e-3) ≈	5.4784e-1 (2.08e-3) ≈	5.4856e-1 (1.82e-3)
+/-/≈	0/0/14	0/2/12	0/0/14	0/0/14	



TABLE S-LVIII  
 STATISTICAL RESULTS OF IGD+ OBTAINED BY DRLOS-EMCMO AND VARIANTS WITH DIFFERENT PARAMETER SETTINGS FOR THE  
 DQN ON LIR-CMOP BENCHMARK PROBLEMS. THE BEST RESULT IN EACH ROW IS HIGHLIGHTED

Problem	DRLOS-EMCMO-Decay	DRLOS-EMCMO-LearningRate	DRLOS-EMCMO-NumItte	DRLOS-EMCMO-NumNeu	DRLOS-EMCMO
LIRCMOP1	1.8484e-1 (3.62e-2) ≈	1.8484e-1 (3.99e-2) ≈	1.9059e-1 (3.91e-2) ≈	1.8086e-1 (3.76e-2) ≈	1.7898e-1 (3.70e-2)
LIRCMOP2	1.0287e-1 (2.86e-2) ≈	1.1701e-1 (3.25e-2) ≈	1.0910e-1 (3.30e-2) ≈	1.1461e-1 (2.38e-2) ≈	1.1141e-1 (3.32e-2)
LIRCMOP3	2.1128e-1 (3.61e-2) ≈	2.0284e-1 (3.39e-2) ≈	1.9463e-1 (4.08e-2) ≈	1.9191e-1 (4.29e-2) ≈	2.0513e-1 (4.35e-2)
LIRCMOP4	1.4644e-1 (3.01e-2) ≈	1.5693e-1 (2.74e-2) -	1.4808e-1 (3.08e-2) ≈	1.5176e-1 (2.58e-2) ≈	1.4234e-1 (3.22e-2)
LIRCMOP5	1.5676e-2 (4.52e-3) ≈	1.4945e-2 (3.96e-3) ≈	1.6307e-2 (5.81e-3) ≈	1.9911e-2 (1.62e-2) ≈	1.9500e-2 (1.83e-2)
LIRCMOP6	1.5192e-2 (2.00e-2) ≈	1.2089e-2 (3.35e-3) ≈	1.2294e-2 (3.19e-3) ≈	1.4481e-2 (1.93e-2) ≈	1.1651e-2 (2.33e-3)
LIRCMOP7	7.3386e-3 (9.62e-4) ≈	7.0545e-3 (3.25e-4) ≈	7.5797e-3 (2.09e-3) ≈	9.4783e-3 (9.35e-3) ≈	9.5164e-3 (8.30e-3)
LIRCMOP8	6.8441e-3 (3.85e-4) ≈	7.3611e-3 (2.59e-3) ≈	6.8737e-3 (3.00e-4) ≈	6.8188e-3 (5.92e-4) ≈	7.0347e-3 (7.57e-4)
LIRCMOP9	1.6538e-1 (1.70e-2) ≈	1.6236e-1 (1.56e-2) ≈	1.6047e-1 (2.14e-2) ≈	1.5807e-1 (2.19e-2) ≈	1.6668e-1 (2.37e-2)
LIRCMOP10	3.3790e-2 (1.93e-2) ≈	3.3047e-2 (1.81e-2) ≈	3.7047e-2 (2.12e-2) ≈	5.4137e-2 (3.07e-2) ≈	4.0278e-2 (2.44e-2)
LIRCMOP11	1.7974e-2 (1.29e-2) ≈	2.2847e-2 (1.54e-2) ≈	2.2802e-2 (1.56e-2) ≈	2.1433e-2 (1.46e-2) ≈	1.8288e-2 (1.42e-2)
LIRCMOP12	7.6973e-2 (2.17e-2) ≈	7.6959e-2 (4.35e-2) ≈	8.7176e-2 (3.71e-2) ≈	8.1477e-2 (2.63e-2) ≈	8.1841e-2 (2.49e-2)
LIRCMOP13	6.4462e-2 (4.38e-3) ≈	6.5644e-2 (3.22e-3) ≈	6.4383e-2 (3.47e-3) ≈	6.5412e-2 (4.22e-3) ≈	6.4215e-2 (3.36e-3)
LIRCMOP14	5.2828e-2 (1.98e-3) ≈	5.2092e-2 (1.57e-3) ≈	5.1387e-2 (1.93e-3) ≈	5.2669e-2 (2.35e-3) ≈	5.1796e-2 (1.80e-3)
+/- / ≈	0/0/14	0/1/13	0/0/14	0/0/14	0/0/14

TABLE S-LIX  
 STATISTICAL RESULTS OF HV OBTAINED BY THE METHODS OF SECTION-III AND VARIANTS THAT ADOPT HV AND SPACING INDICATORS FOR CALCULATING  
 CONVERGENCE AND DIVERSITY ON ALL BENCHMARK PROBLEMS. THE BEST RESULT IN EACH ROW IS HIGHLIGHTED

Problem	DRLOS-CCMO-Indi	DRLOS-CCMO	DRLOS-EMCMO-Indi	DRLOS-EMCMO	DRLOS-MOEA-Dae-Indi	DRLOS-MOEA-DAE	DRLOS-PPS-Indi	DRLOS-PPS
CF1	5.6329e-1 (4.89e-4) =	5.6333e-1 (4.50e-4)	5.6322e-1 (4.02e-4) =	5.6343e-1 (4.18e-4)	5.5948e-1 (2.64e-3)	5.5940e-1 (3.40e-3) =	5.4956e-1 (2.26e-3) -	5.5141e-1 (2.83e-3)
CF2	6.7281e-1 (3.39e-3) =	6.7309e-1 (1.88e-3)	6.7149e-1 (3.66e-3) =	6.7170e-1 (3.41e-3)	6.0473e-1 (5.31e-2)	6.1770e-1 (5.18e-2) =	6.7390e-1 (4.70e-3) =	6.7513e-1 (2.70e-3)
CF3	1.8621e-1 (5.21e-2) -	2.1030e-1 (5.76e-2)	1.8752e-1 (4.98e-2) =	2.0155e-1 (4.98e-2)	1.5815e-1 (5.33e-2)	1.5111e-1 (5.15e-2) =	1.7630e-1 (5.56e-2) =	1.8023e-1 (5.01e-2)
CF4	4.7956e-1 (1.55e-2) =	4.8483e-1 (1.28e-2)	4.7505e-1 (1.31e-2) =	4.7513e-1 (1.12e-2)	4.1253e-1 (5.57e-2)	4.0961e-1 (5.13e-2) =	4.5561e-1 (5.58e-2) =	4.5494e-1 (4.37e-2)
CF5	2.8039e-1 (9.17e-2) =	3.1494e-1 (7.42e-2)	2.9937e-1 (7.72e-2) =	3.3080e-1 (8.71e-2)	2.9082e-1 (3.95e-2)	2.7342e-1 (5.30e-2) =	3.1337e-1 (7.55e-2) =	2.9866e-1 (6.83e-2)
CF6	6.7238e-1 (4.73e-3) =	6.7057e-1 (5.86e-3)	6.6574e-1 (1.21e-2) =	6.6654e-1 (6.98e-3)	6.4692e-1 (6.94e-2)	6.7018e-1 (8.62e-3) =	6.4642e-1 (1.15e-2) =	6.5293e-1 (1.44e-2)
CF7	5.0138e-1 (1.13e-1) =	4.8910e-1 (1.01e-1)	5.3156e-1 (7.60e-2) =	4.9553e-1 (1.21e-1)	3.7045e-1 (1.41e-1)	4.0649e-1 (1.24e-1) =	3.9828e-1 (1.37e-1) =	4.0432e-1 (1.07e-1)
CF8	3.5382e-1 (1.86e-2) +	3.0556e-1 (2.74e-2)	3.3219e-1 (2.67e-2) +	2.9022e-1 (2.70e-2)	4.0987e-1 (3.59e-2)	4.0312e-1 (5.99e-2) =	3.7055e-1 (2.50e-2) =	3.7286e-1 (2.08e-2)
CF9	4.0028e-1 (1.89e-2) =	4.0291e-1 (1.59e-2)	3.9702e-1 (1.98e-2) =	3.9006e-1 (2.07e-2)	4.5519e-1 (2.33e-2)	4.5692e-1 (6.15e-3) =	4.5859e-1 (1.23e-2) =	4.5425e-1 (1.36e-2)
CF10	1.9714e-1 (6.18e-2) +	1.6093e-1 (5.26e-2)	1.6599e-1 (4.85e-2) =	1.4939e-1 (5.13e-2)	2.5924e-1 (1.00e-1)	2.6128e-1 (8.97e-2) =	2.0822e-1 (8.05e-2) -	2.5890e-1 (7.19e-2)
DASCMP1	2.1134e-1 (8.95e-4) =	2.1129e-1 (8.92e-4)	2.1072e-1 (9.79e-4) =	2.1122e-1 (7.81e-4)	1.6636e-1 (2.69e-2)	1.7117e-1 (2.64e-3) =	3.6881e-2 (5.39e-2) -	1.7781e-1 (5.19e-2)
DASCMP2	3.5429e-1 (2.66e-4) =	3.5432e-1 (2.42e-4)	3.5274e-1 (1.68e-3) -	3.5405e-1 (2.67e-4)	3.2534e-1 (2.74e-2)	3.1747e-1 (2.65e-2) =	2.7252e-1 (7.07e-3) -	3.5398e-1 (4.37e-3)

TABLE S-LIX  
 STATISTICAL RESULTS OF HV OBTAINED BY THE METHODS OF SECTION-III AND VARIANTS THAT ADOPT HV AND SPACING INDICATORS FOR CALCULATING CONVERGENCE AND DIVERSITY ON ALL BENCHMARK PROBLEMS. THE BEST RESULT IN EACH ROW IS HIGHLIGHTED (CONTINUED)

Problem	DRLOS-CCMO-Indi	DRLOS-CCMO	DRLOS-EMCMO-Indi	DRLOS-EMCMO	DRLOS-MOEAD-DAe-Indi	DRLOS-MOEADDAE	DRLOS-PPS-Indi	DRLOS-PPS
DASCMP3	3.0159e-1 (1.47e-2) -	<b>3.1042e-1 (1.00e-3)</b>	2.9849e-1 (1.45e-2) -	<b>3.0916e-1 (2.89e-3)</b>	2.2271e-1 (2.99e-2)	<b>2.2991e-1 (2.48e-2)</b> =	<b>2.1423e-1 (2.02e-2)</b> =	2.1174e-1 (9.34e-3)
DASCMP4	<b>2.0149e-1 (3.69e-3)</b> +	1.51188e-1 (6.24e-2)	<b>2.0207e-1 (3.54e-3)</b> +	1.7883e-1 (4.36e-2)	<b>2.0326e-1 (3.03e-3)</b>	2.0230e-1 (4.32e-3) =	<b>1.9946e-1 (1.18e-2)</b> +	1.8867e-1 (2.62e-2)
DASCMP5	<b>3.5103e-1 (2.86e-4)</b> +	3.1731e-1 (5.25e-2)	<b>3.5088e-1 (5.90e-4)</b> +	3.4533e-1 (1.26e-2)	<b>3.4840e-1 (2.85e-3)</b>	3.4813e-1 (2.84e-3) =	<b>3.4875e-1 (6.89e-3)</b> =	<b>3.5005e-1 (2.90e-3)</b>
DASCMP6	<b>3.1190e-1 (3.77e-4)</b> +	2.4675e-1 (9.47e-2)	<b>3.1184e-1 (3.69e-4)</b> +	2.9414e-1 (3.54e-2)	2.9925e-1 (2.50e-2)	<b>3.0820e-1 (9.23e-3)</b> =	<b>9.1977e-2 (1.22e-1)</b> =	7.8552e-2 (1.13e-1)
DASCMP7	<b>2.8783e-1 (6.39e-4)</b> +	2.4177e-1 (7.17e-2)	<b>2.8816e-1 (6.07e-4)</b> +	2.3065e-1 (6.40e-2)	<b>2.8430e-1 (2.22e-3)</b>	2.8414e-1 (1.75e-3) =	<b>2.8497e-1 (7.32e-4)</b> +	2.8378e-1 (7.33e-4)
DASCMP8	<b>2.0646e-1 (1.06e-3)</b> +	1.6314e-1 (5.34e-2)	<b>2.0685e-1 (1.35e-3)</b> +	1.9030e-1 (2.98e-2)	2.0147e-1 (4.75e-3)	<b>2.0279e-1 (3.26e-3)</b> =	<b>2.0250e-1 (1.21e-3)</b> =	2.0223e-1 (1.06e-3)
DASCMP9	<b>2.0559e-1 (3.48e-4)</b> +	2.0480e-1 (4.20e-4)	<b>2.0569e-1 (3.87e-4)</b> +	2.0477e-1 (4.38e-4)	<b>1.4271e-1 (3.95e-2)</b>	1.2851e-1 (4.49e-2) =	1.3873e-1 (3.39e-2) -	<b>1.5384e-1 (4.20e-2)</b>
DOC1	3.3223e-1 (6.35e-2) =	<b>3.4576e-1 (4.36e-4)</b>	3.4526e-1 (1.79e-3) =	<b>3.4550e-1 (5.73e-4)</b>	<b>2.1836e-1 (5.94e-2)</b>	2.1717e-1 (4.42e-2) =	6.3431e-2 (7.40e-2) -	<b>2.8345e-1 (3.49e-2)</b>
DOC2	2.8690e-1 (1.73e-1) -	<b>5.1686e-1 (1.32e-1)</b>	3.2467e-1 (1.52e-1) -	<b>5.7595e-1 (7.72e-2)</b>	NaN (NaN)	NaN (NaN)	NaN (NaN)	<b>3.4609e-1 (1.27e-1)</b>
DOC3	0.0000e+0 (0.00e+0) -	<b>1.9884e-2 (6.11e-2)</b>	0.0000e+0 (0.00e+0) =	<b>9.1084e-3 (3.06e-2)</b>	NaN (NaN)	NaN (NaN)	0.0000e+0 (0.00e+0) =	0.0000e+0 (0.00e+0)
DOC4	4.5838e-1 (8.73e-2) -	<b>5.1928e-1 (1.37e-2)</b>	4.4200e-1 (1.05e-1) -	<b>5.1684e-1 (4.06e-2)</b>	5.7924e-2 (1.10e-1)	<b>5.8476e-2 (1.05e-1)</b> =	1.3946e-1 (5.58e-2) -	<b>2.2468e-1 (5.77e-2)</b>
DOC5	3.9590e-1 (6.66e-2) =	<b>3.9768e-1 (1.38e-1)</b>	3.3639e-1 (1.10e-1) -	<b>3.8120e-1 (1.79e-1)</b>	NaN (NaN)	NaN (NaN)	NaN (NaN)	<b>9.8382e-2 (1.16e-1)</b>
DOC6	1.8273e-1 (1.86e-1) -	<b>5.1129e-1 (1.80e-2)</b>	2.4295e-1 (1.70e-1) -	<b>5.0181e-1 (4.65e-2)</b>	1.4461e-4 (7.92e-4)	<b>4.1556e-3 (1.72e-2)</b> =	8.1111e-2 (9.13e-2) -	<b>2.1140e-1 (1.20e-1)</b>
DOC7	8.8809e-3 (2.93e-2) -	<b>2.5829e-1 (2.29e-1)</b>	0.0000e+0 (0.00e+0) -	<b>3.9080e-1 (1.88e-1)</b>	<b>1.3668e-2 (4.15e-2)</b>	0.0000e+0 (0.00e+0) =	5.2232e-3 (2.67e-2) -	<b>6.1535e-3 (8.58e-3)</b>
DOC8	1.8237e-6 (9.99e-6) -	<b>5.8168e-1 (1.00e-1)</b>	2.7991e-3 (8.67e-3) -	<b>5.2609e-1 (1.17e-1)</b>	0.0000e+0 (0.00e+0)	0.0000e+0 (0.00e+0) =	0.0000e+0 (0.00e+0) =	0.0000e+0 (0.00e+0)
DOC9	NaN (NaN)	NaN (NaN)	NaN (NaN)	NaN (NaN)	0.0000e+0 (0.00e+0)	0.0000e+0 (0.00e+0) =	NaN (NaN)	NaN (NaN)
LJRCMOP1	1.3359e-1 (1.67e-2) =	<b>1.4116e-1 (2.14e-2)</b>	1.3408e-1 (1.45e-2) =	<b>1.4210e-1 (1.90e-2)</b>	1.8441e-1 (9.69e-3)	<b>1.8646e-1 (9.22e-3)</b> =	1.8249e-1 (2.09e-2) -	<b>2.0604e-1 (2.16e-2)</b>
LJRCMOP2	<b>2.8405e-1 (2.45e-2)</b> =	2.7618e-1 (2.83e-2)	<b>2.6820e-1 (2.50e-2)</b> =	2.6388e-1 (2.73e-2)	<b>2.7376e-1 (2.40e-2)</b>	2.7347e-1 (2.65e-2) =	3.0576e-1 (2.36e-2) -	<b>3.3468e-1 (2.30e-2)</b>
LJRCMOP3	<b>1.2677e-1 (2.19e-2)</b> =	1.1784e-1 (2.04e-2)	<b>1.1824e-1 (1.50e-2)</b> =	1.1822e-1 (1.61e-2)	<b>1.5913e-1 (8.69e-3)</b>	1.5824e-1 (1.51e-2) =	1.5813e-1 (2.21e-2) -	<b>1.7237e-1 (2.83e-2)</b>
LJRCMOP4	<b>2.2644e-1 (2.70e-2)</b> =	2.11190e-1 (1.95e-2)	<b>2.1860e-1 (1.87e-2)</b> =	2.1807e-1 (1.98e-2)	<b>2.3192e-1 (1.45e-2)</b>	2.3061e-1 (1.41e-2) =	2.5446e-1 (2.92e-2) =	<b>2.6475e-1 (3.60e-2)</b>
LJRCMOP5	2.8500e-1 (1.19e-2) =	<b>2.8662e-1 (3.11e-3)</b>	<b>2.8499e-1 (3.93e-3)</b> =	2.8301e-1 (1.38e-2)	1.4494e-1 (2.37e-2)	<b>1.4556e-1 (1.87e-2)</b> =	2.3860e-1 (2.95e-2) -	<b>2.8995e-1 (1.58e-3)</b>
LJRCMOP6	<b>1.9394e-1 (5.16e-4)</b> =	1.9391e-1 (8.42e-4)	1.9371e-1 (1.11e-3) =	<b>1.9379e-1 (1.07e-3)</b>	1.2134e-1 (1.58e-2)	1.1840e-1 (1.77e-2) =	1.4967e-1 (9.11e-3) -	<b>1.8552e-1 (3.59e-2)</b>
LJRCMOP7	2.9179e-1 (7.21e-3) =	<b>2.9316e-1 (2.17e-3)</b>	<b>2.9258e-1 (4.36e-3)</b> =	2.9240e-1 (4.63e-3)	<b>2.4289e-1 (7.83e-3)</b>	2.4143e-1 (1.15e-2) =	2.4131e-1 (6.10e-3) =	<b>2.4478e-1 (9.38e-3)</b>
LJRCMOP8	2.9366e-1 (1.25e-3) =	<b>2.9375e-1 (4.29e-4)</b>	2.9259e-1 (5.40e-3) =	<b>2.9365e-1 (9.30e-4)</b>	2.4053e-1 (1.04e-2)	<b>2.4105e-1 (1.13e-2)</b> =	2.2815e-1 (5.51e-3) =	<b>2.2976e-1 (4.43e-3)</b>
LJRCMOP9	4.4665e-1 (2.28e-2) =	<b>4.5755e-1 (3.23e-2)</b>	<b>4.4407e-1 (1.48e-2)</b> =	4.4138e-1 (2.17e-2)	4.4540e-1 (9.57e-2)	<b>4.5037e-1 (8.45e-2)</b> =	<b>4.5121e-1 (3.05e-2)</b> =	4.4779e-1 (2.95e-2)
LJRCMOP10	<b>6.9422e-1 (9.52e-3)</b> +	6.8876e-1 (1.26e-2)	<b>6.9131e-1 (1.02e-2)</b> =	6.8631e-1 (1.23e-2)	<b>6.4956e-1 (1.13e-1)</b>	6.1235e-1 (1.53e-1) -	5.4905e-1 (8.30e-2) =	<b>5.7544e-1 (1.03e-1)</b>
LJRCMOP11	<b>6.8805e-1 (6.26e-3)</b> +	6.8697e-1 (6.50e-3)	<b>6.8477e-1 (7.86e-3)</b> =	6.8144e-1 (9.55e-3)	<b>6.3391e-1 (1.53e-1)</b>	6.2257e-1 (1.44e-1) =	<b>6.0467e-1 (8.15e-2)</b> =	5.8452e-1 (8.07e-2)
LJRCMOP12	<b>5.9303e-1 (1.36e-2)</b> +	5.8587e-1 (1.38e-2)	<b>5.9229e-1 (1.09e-2)</b> +	5.7470e-1 (1.69e-2)	5.4015e-1 (5.85e-2)	<b>5.5036e-1 (3.26e-2)</b> =	5.2591e-1 (3.73e-2) =	<b>5.2892e-1 (4.19e-2)</b>
LJRCMOP13	5.2357e-1 (3.96e-3) =	<b>5.2370e-1 (3.31e-3)</b>	5.3415e-1 (3.00e-3) =	<b>5.3441e-1 (3.20e-3)</b>	5.5555e-1 (1.18e-3)	<b>5.5605e-1 (1.34e-3)</b> =	5.2359e-1 (4.70e-3) =	<b>5.2564e-1 (3.81e-3)</b>
LJRCMOP14	<b>5.4640e-1 (1.61e-3)</b> +	5.4517e-1 (1.86e-3)	5.4853e-1 (1.97e-3) =	<b>5.4850e-1 (1.82e-3)</b>	<b>5.5147e-1 (1.34e-3)</b>	5.5097e-1 (1.17e-3) =	<b>5.3602e-1 (4.41e-3)</b> =	5.3451e-1 (4.69e-3)
+/-/=	11/8/22	8/8/25	1/0/38	2/14/23				

TABLE S-LX  
 STATISTICAL RESULTS OF IGD+ OBTAINED BY THE METHODS OF SECTION-III AND VARIANTS THAT ADOPT HV AND SPACING INDICATORS FOR CALCULATING CONVERGENCE AND DIVERSITY ON ALL BENCHMARK PROBLEMS. THE BEST RESULT IN EACH ROW IS HIGHLIGHTED

Problem	DRLOS-CCMO-Indi	DRLOS-CCMO	DRLOS-EMCMO-Indi	DRLOS-EMCMO	DRLOS-MOEAD-DAe-Indi	DRLOS-MOEADDAE	DRLOS-PPS-Indi	DRLOS-PPS
CF1	2.3089e-3 (4.01e-4) =	<b>2.2811e-3 (3.70e-4)</b>	2.3658e-3 (3.31e-4) =	<b>2.1957e-3 (3.45e-4)</b>	<b>5.0253e-3 (2.08e-3)</b>	5.0790e-3 (2.70e-3) =	1.3818e-2 (1.88e-3) -	<b>1.2193e-2 (2.35e-3)</b>
CF2	<b>6.2324e-3 (2.38e-3)</b> =	6.3466e-3 (1.96e-3)	6.9101e-3 (2.73e-3) =	<b>6.7656e-3 (2.69e-3)</b>	3.2971e-2 (2.64e-2)	<b>2.5583e-2 (2.75e-2)</b> +	3.9548e-3 (4.71e-4) -	<b>3.7240e-3 (5.11e-4)</b>
CF3	1.9520e-1 (6.12e-2) =	<b>1.7704e-1 (7.03e-2)</b>	2.0052e-1 (5.90e-2) =	<b>1.8764e-1 (6.02e-2)</b>	<b>2.5910e-1 (1.34e-1)</b>	3.0487e-1 (1.39e-1) =	<b>2.6254e-1 (1.37e-1)</b> =	2.6365e-1 (1.39e-1)
CF4	3.7647e-2 (9.79e-3) =	<b>3.3520e-2 (8.10e-3)</b>	4.0695e-2 (8.13e-3) =	<b>4.0393e-2 (7.07e-3)</b>	<b>9.2098e-2 (5.76e-2)</b>	9.3645e-2 (4.90e-2) =	5.9843e-2 (5.16e-2) =	<b>5.9749e-2 (3.73e-2)</b>
CF5	2.2171e-1 (1.05e-1) =	<b>1.8182e-1 (8.01e-2)</b>	1.9007e-1 (6.90e-2) =	<b>1.6987e-1 (9.96e-2)</b>	<b>2.1614e-1 (4.86e-2)</b>	2.3798e-1 (6.80e-2) =	<b>1.9631e-1 (8.76e-2)</b> =	2.1211e-1 (7.99e-2)
CF6	<b>2.3522e-2 (2.84e-3)</b> =	2.4233e-2 (3.99e-3)	2.9728e-2 (1.00e-2) =	<b>2.8311e-2 (5.73e-3)</b>	3.6240e-2 (4.18e-2)	<b>2.2752e-2 (7.15e-3)</b> =	4.3408e-2 (9.85e-3) =	<b>3.8197e-2 (1.33e-2)</b>
CF7	1.5041e-1 (1.34e-1) =	<b>1.5000e-1 (9.75e-2)</b>	1.0910e-1 (5.88e-2) =	1.4147e-1 (1.10e-1)	2.4417e-1 (1.45e-1)	<b>2.0546e-1 (1.19e-1)</b> =	2.1725e-1 (1.24e-1) =	<b>2.0739e-1 (9.18e-2)</b>
CF8	<b>1.2143e-1 (1.07e-2)</b> +	1.5084e-1 (2.12e-2)	<b>1.3317e-1 (1.67e-2)</b> +	1.6727e-1 (2.80e-2)	<b>9.3565e-2 (2.87e-2)</b>	9.9690e-2 (4.83e-2) =	1.1171e-1 (1.45e-2) =	<b>1.1099e-1 (1.06e-2)</b>
CF9	7.9287e-2 (9.69e-3) =	<b>7.7920e-2 (1.03e-2)</b>	<b>8.3632e-2 (1.43e-2)</b> =	8.4547e-2 (1.32e-2)	4.7366e-2 (9.70e-3)	<b>4.6378e-2 (2.88e-3)</b> =	<b>5.2554e-2 (7.16e-3)</b> =	5.3836e-2 (9.90e-3)
CF10	<b>2.0824e-1 (7.12e-2)</b> +	2.7362e-1 (6.37e-2)	<b>2.3927e-1 (7.77e-2)</b> =	2.6734e-1 (7.38e-2)	2.0734e-1 (1.55e-1)	<b>1.9639e-1 (1.44e-1)</b> =	2.5994e-1 (1.42e-1) =	<b>1.9201e-1 (1.13e-1)</b>
DASCMOP1	<b>2.5486e-3 (2.67e-4)</b> =	2.6347e-3 (8.06e-4)	2.7178e-3 (3.38e-4) -	<b>2.5278e-3 (2.52e-4)</b>	1.7470e-1 (8.61e-2)	<b>1.5920e-1 (3.90e-3)</b> =	6.0124e-1 (1.90e-1) -	<b>1.1914e-1 (1.80e-1)</b>
DASCMOP2	4.3436e-3 (3.02e-4) =	<b>4.3054e-3 (2.53e-4)</b>	5.5298e-3 (1.69e-3) -	<b>4.5000e-3 (2.92e-4)</b>	<b>3.4086e-3 (3.40e-2)</b>	3.7001e-2 (3.04e-2) =	1.1899e-1 (1.56e-2) -	<b>4.4246e-3 (2.16e-3)</b>
DASCMOP3	1.8006e-2 (2.50e-2) -	<b>6.8896e-3 (8.38e-4)</b>	2.0611e-2 (2.42e-2) -	<b>9.2764e-3 (5.89e-3)</b>	1.7183e-1 (5.88e-2)	<b>1.5792e-1 (4.59e-2)</b> =	<b>1.8119e-1 (3.63e-2)</b> =	1.8414e-1 (1.66e-2)
DASCMOP4	<b>1.2831e-3 (8.20e-4)</b> +	1.1334e-1 (1.76e-1)	<b>1.0892e-3 (7.30e-4)</b> +	4.5370e-2 (1.05e-1)	<b>1.1959e-3 (1.70e-3)</b>	1.5892e-3 (1.96e-3) =	<b>1.3991e-2 (4.82e-2)</b> +	4.3946e-2 (8.43e-2)
DASCMOP5	<b>2.0962e-3 (2.65e-4)</b> +	5.3014e-2 (8.29e-2)	<b>2.2936e-3 (6.94e-4)</b> +	9.7416e-3 (1.92e-2)	<b>4.9776e-3 (2.61e-3)</b>	5.3318e-3 (2.65e-3) =	4.9033e-3 (5.35e-3) =	<b>4.2004e-3 (3.50e-3)</b>
DASCMOP6	<b>5.4992e-3 (2.08e-4)</b> +	1.3004e-1 (1.85e-1)	<b>5.7000e-3 (3.62e-4)</b> +	3.8780e-2 (7.10e-2)	2.7234e-2 (4.56e-2)	<b>1.2580e-2 (1.54e-2)</b> =	<b>5.2660e-1 (3.01e-1)</b> =	5.5552e-1 (3.01e-1)
DASCMOP7	<b>2.3591e-2 (1.09e-3)</b> +	1.3052e-1 (1.84e-1)	<b>2.3167e-2 (1.09e-3)</b> +	1.4519e-1 (1.45e-1)	<b>3.1822e-2 (4.85e-3)</b>	3.2002e-2 (3.71e-3) =	<b>3.4736e-2 (2.61e-3)</b> +	3.6732e-2 (2.29e-3)
DASCMOP8	<b>1.9296e-2 (1.47e-3)</b> +	9.6590e-2 (1.02e-1)	<b>1.9148e-2 (2.77e-3)</b> +	4.6088e-2 (5.16e-2)	2.9027e-2 (6.86e-3)	<b>2.6790e-2 (4.78e-3)</b> =	2.6965e-2 (1.69e-3) =	<b>2.6822e-2 (1.48e-3)</b>
DASCMOP9	<b>1.9852e-2 (6.14e-4)</b> +	2.1548e-2 (7.80e-4)	<b>1.9661e-2 (7.59e-4)</b> +	2.1323e-2 (1.10e-3)	<b>2.0271e-1 (1.31e-1)</b>	2.4978e-1 (1.49e-1) =	1.9653e-1 (1.20e-1) -	<b>1.5930e-1 (1.43e-1)</b>
DOC1	1.3702e-1 (7.22e-1) =	<b>2.6149e-3 (1.48e-4)</b>	2.7854e-3 (9.75e-4) =	<b>2.6377e-3 (1.82e-4)</b>	9.4867e-2 (1.02e-1)	<b>9.0927e-2 (7.58e-2)</b> =	8.0752e-1 (7.02e-1) -	<b>6.7505e-2 (5.93e-2)</b>
DOC2	3.0097e-1 (1.58e-1) -	<b>9.8726e-2 (1.24e-1)</b>	2.6518e-1 (1.41e-1) -	<b>4.3113e-2 (7.17e-2)</b>	NaN (NaN)	NaN (NaN)	NaN (NaN)	<b>2.2576e-1 (1.30e-1)</b>
DOC3	5.3391e+2 (3.54e+2) =	<b>4.4296e+2 (4.68e+2)</b>	<b>5.2513e+2 (2.82e+2)</b> =	6.0270e+2 (4.85e+2)	NaN (NaN)	NaN (NaN)	3.9974e+2 (5.07e-1) -	<b>1.7225e+2 (1.63e+2)</b>
DOC4	9.8886e-2 (9.40e-2) -	<b>3.7856e-2 (1.22e-2)</b>	1.1753e-1 (1.12e-1) -	<b>4.1216e-2 (4.26e-2)</b>	1.1842e+0 (7.78e-1)	<b>1.0128e+0 (5.73e-1)</b> =	4.4754e-1 (1.29e-1) -	<b>3.0175e-1 (6.70e-2)</b>
DOC5	<b>1.3403e-1 (8.14e-2)</b> =	1.1949e+1 (3.93e+1)	<b>2.0767e-1 (1.28e-1)</b> +	2.1808e+1 (5.00e+1)	NaN (NaN)	NaN (NaN)	NaN (NaN)	<b>1.7248e+1 (5.25e+1)</b>
DOC6	5.7728e-1 (7.27e-1) -	<b>3.9238e-3 (3.95e-3)</b>	3.0602e-1 (3.11e-1) -	<b>9.4061e-3 (3.24e-2)</b>	2.4179e+0 (1.06e+0)	<b>2.2171e+0 (1.04e+0)</b> =	5.6340e-1 (2.05e-1) -	<b>3.6204e-1 (1.85e-1)</b>
DOC7	1.5652e+0 (8.21e-1) -	<b>5.1921e-1 (7.93e-1)</b>	2.0699e+0 (8.57e-1) -	<b>1.4072e-1 (2.67e-1)</b>	<b>3.0522e+0 (1.91e+0)</b>	3.5655e+0 (2.53e+0) =	1.1637e+0 (4.14e-1) -	<b>7.6541e-1 (2.05e-1)</b>

TABLE S-LX  
 STATISTICAL RESULTS OF IGD+ OBTAINED BY THE METHODS OF SECTION-III AND VARIANTS THAT ADOPT HV AND SPACING INDICATORS FOR CALCULATING CONVERGENCE AND DIVERSITY ON ALL BENCHMARK PROBLEMS. THE BEST RESULT IN EACH ROW IS HIGHLIGHTED (CONTINUED)

Problem	DRLOS-CCMO-Indi	DRLOS-CCMO	DRLOS-EMCMO-Indi	DRLOS-EMCMO	DRLOS-MOEAD-DAe-Indi	DRLOS-MOEADDAE	DRLOS-PPS-Indi	DRLOS-PPS
DOC8	7.6919e+0 (8.67e+0) -	<b>2.2857e-1 (7.67e-2)</b>	5.9712e+0 (6.22e+0) -	<b>2.7264e-1 (8.88e-2)</b>	<b>1.0351e+2 (7.53e+1)</b>	1.1700e+2 (8.66e+1) =	<b>5.6042e+1 (2.49e+1) +</b>	9.8266e+1 (3.26e+1)
DOC9	<b>5.2409e-2 (6.30e-2) +</b>	7.5523e-2 (5.93e-2)	<b>2.7527e-2 (5.98e-3) +</b>	5.0283e-2 (9.22e-3)	1.4581e-1 (1.42e-1)	<b>1.0490e-1 (1.10e-1) =</b>	<b>2.1831e-1 (2.68e-2) +</b>	2.6181e-1 (2.13e-2)
LJRCMOP1	1.9596e-1 (3.93e-2) =	<b>1.8166e-1 (4.80e-2)</b>	1.9847e-1 (3.25e-2) -	<b>1.7898e-1 (3.70e-2)</b>	1.0615e-1 (1.63e-2)	<b>1.0514e-1 (1.66e-2) =</b>	9.5528e-2 (4.41e-2) -	<b>5.0521e-2 (3.46e-2)</b>
LJRCMOP2	<b>8.8432e-2 (2.95e-2) =</b>	9.8504e-2 (3.06e-2)	<b>1.0843e-1 (2.98e-2) =</b>	1.1141e-1 (3.32e-2)	9.6380e-2 (4.18e-2)	<b>9.4115e-2 (3.87e-2) =</b>	6.3449e-2 (2.27e-2) -	<b>3.1777e-2 (2.27e-2)</b>
LJRCMOP3	<b>1.8039e-1 (5.87e-2) =</b>	2.0504e-1 (5.76e-2)	<b>2.0350e-1 (3.97e-2) =</b>	2.0513e-1 (4.35e-2)	<b>1.3820e-1 (2.97e-2)</b>	1.4124e-1 (4.18e-2) =	8.9935e-2 (5.93e-2) -	<b>7.0081e-2 (6.30e-2)</b>
LJRCMOP4	<b>1.3075e-1 (4.04e-2) =</b>	1.5243e-1 (3.14e-2)	<b>1.4023e-1 (2.90e-2) =</b>	1.4234e-1 (3.22e-2)	<b>1.1618e-1 (2.33e-2)</b>	1.1815e-1 (2.28e-2) =	8.8658e-2 (4.06e-2) =	<b>7.2644e-2 (5.09e-2)</b>
LJRCMOP5	1.6211e-2 (1.44e-2) =	<b>1.4657e-2 (6.31e-3)</b>	<b>1.7084e-2 (5.60e-3) =</b>	1.9500e-2 (1.83e-2)	2.5862e-1 (5.83e-2)	<b>2.5638e-1 (4.66e-2) =</b>	6.8547e-2 (3.95e-2) -	<b>7.2731e-3 (2.14e-3)</b>
LJRCMOP6	1.1187e-2 (1.07e-3) =	<b>1.1160e-2 (1.55e-3)</b>	1.1834e-2 (1.85e-3) =	<b>1.1651e-2 (2.33e-3)</b>	<b>2.8511e-1 (5.77e-2)</b>	2.9540e-1 (6.39e-2) =	1.7820e-1 (3.76e-2) -	<b>6.2842e-2 (2.43e-1)</b>
LJRCMOP7	1.0589e-2 (1.33e-2) =	<b>7.7800e-3 (3.10e-3)</b>	<b>8.7560e-3 (6.74e-3) =</b>	9.5164e-3 (8.30e-3)	<b>1.1668e-1 (2.05e-2)</b>	1.2048e-1 (3.04e-2) =	1.1792e-1 (1.50e-2) =	<b>1.0937e-1 (2.11e-2)</b>
LJRCMOP8	6.9383e-3 (1.28e-3) =	<b>6.9280e-3 (6.95e-4)</b>	8.9523e-3 (9.80e-3) =	<b>7.0347e-3 (7.57e-4)</b>	1.2330e-1 (2.72e-2)	<b>1.2194e-1 (2.96e-2) =</b>	1.7323e-1 (2.38e-2) =	<b>1.6705e-1 (2.43e-2)</b>
LJRCMOP9	1.5965e-1 (2.54e-2) =	<b>1.4893e-1 (3.47e-2)</b>	<b>1.6267e-1 (1.73e-2) =</b>	1.6668e-1 (2.37e-2)	2.5212e-1 (2.32e-1)	<b>2.3429e-1 (2.05e-1) =</b>	<b>1.9713e-1 (5.12e-2) =</b>	2.0240e-1 (4.93e-2)
LJRCMOP10	<b>2.6086e-2 (1.87e-2) +</b>	3.5973e-2 (2.44e-2)	<b>3.1139e-2 (2.04e-2) =</b>	4.0278e-2 (2.44e-2)	<b>6.9033e-2 (1.40e-1)</b>	1.1618e-1 (2.09e-1) =	2.3217e-1 (1.17e-1) =	<b>1.9290e-1 (1.47e-1)</b>
LJRCMOP11	<b>8.8989e-3 (9.20e-3) =</b>	1.0432e-2 (9.45e-3)	<b>1.3650e-2 (1.15e-2) =</b>	1.8288e-2 (1.42e-2)	<b>1.0813e-1 (2.81e-1)</b>	1.2628e-1 (2.63e-1) =	<b>1.1511e-1 (9.76e-2) =</b>	1.3919e-1 (9.70e-2)
LJRCMOP12	<b>5.2369e-2 (2.38e-2) +</b>	6.6395e-2 (2.30e-2)	<b>5.5293e-2 (1.98e-2) +</b>	8.1841e-2 (2.49e-2)	1.8337e-1 (1.73e-1)	<b>1.3288e-1 (8.04e-2) =</b>	1.5231e-1 (5.24e-2) =	<b>1.4758e-1 (5.88e-2)</b>
LJRCMOP13	7.4979e-2 (3.58e-3) =	<b>7.4755e-2 (3.32e-3)</b>	6.4555e-2 (2.87e-3) =	<b>6.4215e-2 (3.36e-3)</b>	4.3147e-2 (1.30e-3)	<b>4.2671e-2 (1.20e-3) =</b>	6.4947e-2 (2.87e-3) =	<b>6.3727e-2 (2.70e-3)</b>
LJRCMOP14	<b>5.3744e-2 (1.63e-3) +</b>	5.4903e-2 (1.88e-3)	<b>5.1793e-2 (1.91e-3) =</b>	5.1796e-2 (1.80e-3)	<b>4.8427e-2 (1.24e-3)</b>	4.8875e-2 (1.13e-3) =	<b>5.6769e-2 (2.74e-3) =</b>	5.7911e-2 (3.06e-3)
+/-/=	12/6/24		10/9/23		0/1/38		4/15/21	